



I'm So Excited – The Pointer Sisters – Chorus-LIGHT

Pag.

02	Full score combo C instrument
11	Full score combo Bb instrument
20	Full score combo Eb instrument
29	Full score combo 4 extra staves
43	Full score small combo
55	Full score small combo 2 extra staves
72	Full score vocals (High – Mid - Low) Piano Solo Advanced
86	Full score vocals (High – Mid - Low) Piano Solo Intermediate
100	Vocals (High – Mid - Low)
111	C instrument
113	Bb instrument
115	Eb instrument
117	Piano Combo
122	Piano Solo Advanced
127	Piano Solo Intermediate
132	Synthesizer
136	Guitar
140	Bassguitar
143	Drumkit
146	Percussion
148	Leadsheet (melody, lyrics, chords)
153	Lyrics



Chorus-LIGHT Combo C

I'm So Excited

- The Pointer Sisters -

Words and Music by Trevor Lawrence,
Anita Pointer, June Pointer, Ruth Pointer
Arranged by Hans Reintjes
Original Key G minor

DEMO

DEMO

♩ = 184 **A**

High *Handclap on 2 and 4*

Mid

Low

Ooh, tu du tu tu tu du, tu

Ooh, tu du tu tu tu du, tu

Ooh, tu du tu tu tu du, tu

C Instr.

Gm7 Cm7 Eb Eb/Bb Bb Gm7 Cm7

Piano Combo

Synthesizer *SynthBrass 1*

Guitar *clean*

Bass Guitar

Drum Set

Percussion

© www.ChorusOnline.com / 0031 (0) 6 - 41 57 77 56

I'm So Excited 3

Chorus-LIGHT Combo C

C

33

H love you, feel you, wrap my - self a - round you. I want to squeeze you, please you. I just can't get e - nough and if you move real slow,

M love you, feel you, wrap my - self a - round you. squeeze you, please you. I just can't get e - nough and if you move

L love you, feel you, wrap my - self a - round you. squeeze you, please you. I just can't get e - nough and if you move real slow,

C A^{m7} G^{m7} D^{m7} A^{m7} G^{m7} sfz C^{m7}

P.C.

Synth

Gr.

Bass

D. S.

Perc.

D

42

H I'll let it go. I'm so ex - ci - ted, I just can't hide it. I'm a - bout to lose con - trol and I think I like it. I'm so ex - ci -

M I'm so ex - ci - ted, I just can't hide it. I'm a - bout to lose con - trol and I think I like it. I'm so ex - ci -

L I'll let it go. I'm so ex - ci - ted, I just can't hide it. I'm a - bout to lose con - trol and I think I like it. I'm so ex - ci -

C D^{m7} sfz C^{m7}/f G^m E^b sfz F sfz G^m G^{m7}

P.C.

Synth

Gr.

Bass

D. S.

Perc. *Tambourine*

I'm So Excited 5

Chorus-LIGHT Combo C

F

73

H *solo* *solo*
we're still play-in' a-round, ___ boy, that's just fine. Let's get ex - ci - ted, oh, ___ I just can't hide ___ it. No, ___ no, no, ___ I'm a-bout to lose con-trol ___ and I think I like

M
we're still play-in' a-round, ___ boy, that's just fine. Let's get ex - ci - ted, I just can't hide ___ it. I'm a-bout to lose con-trol ___ and I think I like

L
that's just fine. Let's get ex - ci - ted, I just can't hide ___ it. I'm a-bout to lose con-trol ___ and I think I like

C
B^b/e^b E^b E^b/b^b B^b G^m E^b *sfz* F *sfz*

P.C.
Percussive Organ

Synth

Gr.

Bass

D. S.

Perc.

G

83

H
___ it. I'm so ex-ci - ted and I just can't hide ___ it. And I know, I know, I know, I know, I know, I want you. I want you. Ooh, ___

M
___ it. I'm so ex-ci - ted and I just can't hide ___ it. And I know, I know, I know, I know, I know, I want you. I want you. Ooh, ___

L
___ it. I'm so ex-ci - ted and I just can't hide ___ it. And I know, I know, I know, I know, I know, I want you. I want you. Ooh, ___

C
G^m G^{m7} G^m E^b F G^m G^{m7}

P.C.
SynthStrings 1 *8^{va}*

Synth

Gr.

Bass

D. S.

Perc.

I'm So Excited 7

Chorus-LIGHT Combo C

I

113

H squeeze you, please you. I just can't get e-nough and if you move real slow, I'll let it go. I'm so ex-ci - ted I just can't hide

M squeeze you, please you. I just can't get e-nough and if you move I'm so ex-ci - ted, I just can't hide

L squeeze you, please you. I just can't get e-nough and if you move real slow, I'll let it go. I'm so ex-ci - ted, I just can't hide

C A^{m7} G^{m7} sfz C^{m7} D^{m7} sfz C^{m7}/f G^m

P.C.

Synth *SynthStrings*

Gr.

Bass

D. S.

Perc.

123

H — it. I'm a-bout to lose con-trol and I think I like it. Oh, yeah. I'm so ex - ci - ted and I just can't hide — it. No, no, no, no, no. And

M — it. I'm a-bout to lose con-trol and I think I like it. I'm so ex - ci - ted and I just can't hide — it. And

L — it. I'm a-bout to lose con-trol and I think I like it. I'm so ex - ci - ted and I just can't hide — it. And

C E^{\flat} sfz F sfz G^m G^{m7} G^m E^{\flat}

P.C.

Synth

Gr.

Bass

D. S.

Perc.

I'm So Excited 9

Chorus-LIGHT Combo C

[K]

152

H
I'm so ex - ci - ted Oh, boy. Bur - ning up. Hey, hey I think I like it. I'm so ex - ci - ted

M
Look what you do to me. You got me bur - ning up. Oh, oh, oh, oh, wow. How did you

L
Look what you do to me. You got me bur - ning up. Oh, oh, oh, oh, wow. How did you

C
G^m E^b F⁷ F G^m G^m

P.C.
Synth
Gtr.
Bass
D. S.
Perc.

162

H
You got me. Oh, oh, oh, oh, I want you, I want you!

M
get to me? I've got to give it up. Oh, oh, oh, oh, I want you, I want you!

L
get to me? I've got to give it up. Oh, oh, oh, oh, I want you, I want you!

C
E^b F G^m

P.C.
Synth
Gtr.
Bass
D. S.
Perc.



Chorus-LIGHT Combo Bb

I'm So Excited

- The Pointer Sisters -

Words and Music by Trevor Lawrence,
Anita Pointer, June Pointer, Ruth Pointer
Arranged by Hans Reintjes
Original Key G minor

DEMO

KEY SIGNATURE

♩ = 184

A

Handclap on 2 and 4

High

Mid

Low

Bb Instr.

Piano Combo

Synthesizer

Guitar

Bass Guitar

Drum Set

Percussion

Ooh, tu du tu tu tu du, tu

Ooh, tu du tu tu tu du, tu

Ooh, tu du tu tu tu du, tu

Gm7 C m7 Eb Eb/bb Bb Gm7 C m7

SynthBrass 1

clean

2

2

2

© www.ChorusOnline.com / 0031 (0) 6 - 41 57 77 56

I'm So Excited 3

Chorus-LIGHT Combo Bb

C

33

H love you, feel you, wrap my - self a - round you. I want to squeeze you, please you. I just can't get e - nough and if you move real slow,

M love you, feel you, wrap my - self a - round you. squeeze you, please you. I just can't get e - nough and if you move

L love you, feel you, wrap my - self a - round you. squeeze you, please you. I just can't get e - nough and if you move real slow,

Bb

P.C. A^{m7} G^{m7} D^{m7} A^{m7} G^{m7} C^{m7} *sfz*

Synth

Gr.

Bass

D. S. $\frac{2}{4}$ $\frac{2}{4}$ $\frac{2}{4}$ $\frac{2}{4}$

Perc.

D

42

H I'll let it go. I'm so ex - ci - ted, I just can't hide it. I'm a - bout to lose con - trol and I think I like it. I'm so ex - ci -

M I'm so ex - ci - ted, I just can't hide it. I'm a - bout to lose con - trol and I think I like it. I'm so ex - ci -

L I'll let it go. I'm so ex - ci - ted, I just can't hide it. I'm a - bout to lose con - trol and I think I like it. I'm so ex - ci -

Bb *sfz* D^{m7} C^{m7}/f G^m E^b F G^m G^{m7} *sfz*

P.C.

Synth

Gr.

Bass

D. S. $\frac{2}{4}$ $\frac{2}{4}$

Perc. *Tambourine*

I'm So Excited 5

Chorus-LIGHT Combo Bb

F

73

H
we're still play-in' a-round, ___ boy, that's just fine. Let's get ex-ci - ted, oh, ___ I just can't hide ___ it. No, ___ no, no, ___ I'm a-bout to lose con-trol ___ and I think I like

M
we're still play-in' a-round, ___ boy, that's just fine. Let's get ex-ci - ted, I just can't hide ___ it. I'm a-bout to lose con-trol ___ and I think I like

L
that's just fine. Let's get ex-ci - ted, I just can't hide ___ it. I'm a-bout to lose con-trol ___ and I think I like

Bb
B \flat /E \flat E \flat E \flat /B \flat B \flat G \flat E \flat F

P.C.
Percussive Organ

Synth

Gr.
Bass

D. S.
2

Perc.

G

83

H
___ it. I'm so ex-ci - ted and I just can't hide ___ it. And I know, I know, I know, I know, I know I want you. I want you. Ooh, ___

M
___ it. I'm so ex-ci - ted and I just can't hide ___ it. And I know, I know, I know, I know, I know I want you. I want you. Ooh, ___

L
___ it. I'm so ex-ci - ted and I just can't hide ___ it. And I know, I know, I know, I know, I know I want you. I want you. Ooh, ___

Bb
G \flat G \flat m7 G \flat E \flat F G \flat G \flat m7

P.C.
SynthStrings 1 *mf*

Synth

Gr.
Bass

D. S.
2

Perc.

I'm So Excited 7

Chorus-LIGHT Combo Bb

I

113

H squeeze you, please you. I just can't get e-nough and if you move real slow, I'll let it go. I'm so ex-ci - ted I just can't hide

M squeeze you, please you. I just can't get e-nough and if you move I'm so ex-ci - ted, I just can't hide

L squeeze you, please you. I just can't get e-nough and if you move real slow, I'll let it go. I'm so ex-ci - ted, I just can't hide

Bb *A^{m7}* *G^{m7}* *C^{m7}* *D^{m7}* *C^{m7}/f* *G^m*

P.C.

Synth *SynthStrings*

Gr.

Bass

D. S. 2

Perc.

123

H ___ it. I'm a-bout to lose con-trol and I think I like ___ it. Oh, ___ yeah. I'm so ex - ci - ted and I just can't hide ___ it. No, no, no, ___ no, no. ___ And

M ___ it. I'm a-bout to lose con-trol and I think I like ___ it. I'm so ex - ci - ted and I just can't hide ___ it. And

L ___ it. I'm a-bout to lose con-trol and I think I like ___ it. I'm so ex - ci - ted and I just can't hide ___ it. And

Bb *E^b* *F* *G^m* *G^{m7}* *G^m* *E^b*

P.C.

Synth

Gr.

Bass

D. S. 2

Perc.

Chorus-LIGHT Combo Eb

I'm So Excited

- The Pointer Sisters -



Words and Music by Trevor Lawrence,
Anita Pointer, June Pointer, Ruth Pointer
Arranged by Hans Reintjes
Original Key G minor

DEMO

DEMO

♩ = 184 **A**

High *Handclap on 2 and 4*

Mid

Low

Ooh, tu du tu tu tu du, tu

Ooh, tu du tu tu tu du, tu

Ooh, tu du tu tu tu du, tu

Eb Instr.

Gm7 C m7 Eb Eb/b Bb Gm7 C m7

Piano Combo

Synthesizer *SynthBrass 1*

Guitar *clean*

Bass Guitar

Drum Set

Percussion

© www.ChorusOnline.com / 0031 (0) 6 - 41 57 77 56

I'm So Excited 3

Chorus-LIGHT Combo Eb

C

33

H love you, feel you, wrap my - self a - round you. I want to squeeze you, please you. I just can't get e - nough and if you move real slow,

M love you, feel you, wrap my - self a - round you. squeeze you, please you. I just can't get e - nough and if you move

L love you, feel you, wrap my - self a - round you. squeeze you, please you. I just can't get e - nough and if you move real slow,

Eb A^{m7} G^{m7} D^{m7} A^{m7} G^{m7} C^{m7} *sfz*

P.C.

Synth

Gtr.

Bass

D. S. $\frac{2}{4}$ $\frac{2}{4}$ $\frac{2}{4}$ $\frac{2}{4}$

Perc.

D

42

H I'll let it go. I'm so ex - ci - ted, I just can't hide it. I'm a - bout to lose con - trol and I think I like it. I'm so ex - ci -

M I'm so ex - ci - ted, I just can't hide it. I'm a - bout to lose con - trol and I think I like it. I'm so ex - ci -

L I'll let it go. I'm so ex - ci - ted, I just can't hide it. I'm a - bout to lose con - trol and I think I like it. I'm so ex - ci -

Eb D^{m7} C^{m7}/f G^m E^b F G^m G^{m7} *sfz* *sfz*

P.C.

Synth

Gtr.

Bass

D. S. $\frac{2}{4}$ $\frac{2}{4}$

Perc. *Tambourine*

I'm So Excited 5

Chorus-LIGHT Combo Eb

F

73

H *solo* we're still play-in' a-round, ___ boy, that's just fine. Let's get ex - ci - ted, oh, ___ I just can't hide ___ it. *solo* No, ___ no, no, ___ I'm a-bout to lose con-trol ___ and I think I like

M we're still play-in' a-round, ___ boy, that's just fine. Let's get ex - ci - ted, I just can't hide ___ it. I'm a-bout to lose con-trol ___ and I think I like

L that's just fine. Let's get ex - ci - ted, I just can't hide ___ it. I'm a-bout to lose con-trol ___ and I think I like

Eb *sfz* *sfz*

P.C. B \flat /e \flat E \flat E \flat /b \flat B \flat G \flat E \flat F

Synth *Percussive Organ*

Gtr.

Bass

D. S. $\frac{2}{4}$ $\frac{2}{4}$ $\frac{2}{4}$

Perc.

G

83

H ___ it. I'm so ex-ci - ted and I just can't hide ___ it. And I know, I know, I know, I know, I know I want you. I want you. Ooh, ___

M ___ it. I'm so ex-ci - ted and I just can't hide ___ it. And I know, I know, I know, I know, I know I want you. I want you. Ooh, ___

L ___ it. I'm so ex-ci - ted and I just can't hide ___ it. And I know, I know, I know, I know, I know I want you. I want you. Ooh, ___

Eb

P.C. G \flat G \flat 7 G \flat E \flat F G \flat G \flat 7

Synth *SynthStrings 1 8 m*

Gtr.

Bass

D. S. $\frac{2}{4}$ $\frac{2}{4}$

Perc.

I'm So Excited 7

Chorus-LIGHT Combo Eb

I

113

H
squeeze you, please you. I just can't get e-nough and if you move real slow, I'll let it go. I'm so ex-ci - ted I just can't hide

M
squeeze you, please you. I just can't get e-nough and if you move I'm so ex-ci - ted, I just can't hide

L
squeeze you, please you. I just can't get e-nough and if you move real slow, I'll let it go. I'm so ex-ci - ted, I just can't hide

Eb
A m7 G m7 sfz C m7 D m7 sfz C m7/f G m

P.C.
SynthStrings

Synth

Gr.

Bass

D. S.
2

Perc.

123

H
it. I'm a-bout to lose con-trol and I think I like it. Oh, yeah. I'm so ex - ci - ted and I just can't hide it. No, no, no, no, no. And

M
it. I'm a-bout to lose con-trol and I think I like it. I'm so ex - ci - ted and I just can't hide it. And

L
it. I'm a-bout to lose con-trol and I think I like it. I'm so ex - ci - ted and I just can't hide it. And

Eb
sfz sfz

P.C.
E^b F G m G m7 G m E^b

Synth

Gr.

Bass

D. S.
2

Perc.

I'm So Excited 9

Chorus-LIGHT Combo Eb

[K]

152

H
I'm so ex - ci - ted Oh, boy. Bur - ning up. Hey, hey I think I like it. I'm so ex - ci - ted

M
Look what you do to me. You got me bur - ning up. Oh, oh, oh, oh, wow. How did you

L
Look what you do to me. You got me bur - ning up. Oh, oh, oh, oh, wow. How did you

E♭

P.C.
G^m E^b *sfz* F G^m G^m

Synth

Gtr.

Bass

D. S.

Perc.

162

H
You got me. Oh, oh, oh, oh, I want you, I want you!

M
get to me? I've got to give it up. Oh, oh, oh, oh, I want you, I want you!

L
get to me? I've got to give it up. Oh, oh, oh, oh, I want you, I want you!

E♭

P.C.
E^b F G^m

Synth

Gtr.

Bass

D. S.

Perc.



Chorus-LIGHT 4 extra staves

I'm So Excited

- The Pointer Sisters -

Words and Music by Trevor Lawrence,
Anita Pointer, June Pointer, Ruth Pointer
Arranged by Hans Reintjes
Original Key G minor

$\text{♩} = 184$

A

Handicap on 2 and 4

High

Ooh, _____ tu — du tu tu tu du — tu — du tu tu du, — aah, _____

Mid

Ooh, _____ tu — du tu tu tu du — tu — du tu tu du, — aah, _____

Low

Ooh, _____ tu — du tu tu tu du — tu — du tu tu du, — aah, _____

1

2

3

4

Gm7 Cm7 E_b E_b/B_b B_b Gm7 Cm7 E_b B_b/E_b E_b E_b/D_b B_b

Piano Combo

Synthesizer

Synthesizer 1

Guitar

clean

Bass Guitar

Drum Set

Percussion



I'm So Excited 3

Chorus-LIGHT 4 extra staves

C

2x

H We're go- ing for — those plea-sures in the night — I want to love you, feel you, wrap my-self a-round — you, I want to squeeze you, please you, I just can't get e-nough

M frec - tion. love you, feel you, wrap my-self a-round — you, squeeze you, please you, I just can't get e-nough

L frec - tion. love you, feel you, wrap my-self a-round — you, squeeze you, please you, I just can't get e-nough

1

2

3

4

B7/E9 E9 E7/D9 B9 A m7 G m7 D m7 A m7 G m7

P.C.

Synth

Gtr.

BASS

D. S.

Perc.

I'm So Excited 5

Chorus-LIGHT 4 extra staves

[E]

53

H . . . ted and I just can't hide — it. And I know, I know| know, I know, I know| want| you. Ooh, ————— to-mo - row. Sweet me-mo-ries — will

M . . . ted and I just can't hide — it. And I know, I know| know, I know, I know| want| you. We should-n't e - ven think — a-bout to-mo - row. Sweet me-mo-ries — will

L . . . ted and I just can't hide — it. And I know, I know| know, I know, I know| want| you. Ooh, ————— to-mo - row. bout to - mo - row.

1
2
3
4

Gm Eb F Gm Gm7 Gm7 Bb/C Cm7 Bb/Eb Eb

P.C.

Synth

Gtr.

Bass

D. S.

Perc.

I'm So Excited 9

Chorus-LIGHT 4 extra staves

H

104

H tu du tu du tu du aah. Oh boy, I want to love you feel you wrap my-self a-round you. I want to squeeze you please you. I

M tu du tu du tu du aah. I want to love you feel you wrap my-self a-round you. I want to squeeze you please you. I

L tu du tu du tu du aah. I want to love you feel you wrap my-self a-round you. I want to squeeze you please you. I

1
2
3
4

P.C. Eb Bb Am7 Gm7 Dm7 Am7

Smith Percussive Organ

Gtr. 8

BASS 2

D. S. 2

Perc. 2

I'm So Excited 11

Chorus-LIGHT 4 extra staves

1

127

H — It, Oh, yeah — I'm so ex - ci - ted and I just can't hide — It. No, no, no, no. — And I know, I know, I know, I know, I want you. I'm so ex - ci - ted I just can't hide

M — It — I'm so ex - ci - ted and I just can't hide — It. And I know, I know, I know, I know, I want you. I want you. Look what you do to me.

L — It — I'm so ex - ci - ted and I just can't hide — It. And I know, I know, I know, I know, I want you. I want you. Look what you do to me.

1
2
3
4

Gm Gm7 Gm Eb F Gm Gm

P.C.

Smith

Gtr.

Bass

D. S.

Perc.

I'm So Excited 13

Chorus-LIGHT 4 extra staves

K

151

H want you. I'm so ex - ci - ted Oh - boy - Bur - ning up - Hey hey - I think I like - It I'm so ex - ci -

M Look what you do to me: You got me bur - ning up: Oh - oh, oh, wow -

L Look what you do to me: You got me bur - ning up: Oh - oh, oh, wow -

1

2

3

4

Gm Gm E^b F Gm

P.C.

Smith

Gtr.

Bass

D. S.

Perc.



Chorus-LIGHT small Combo

I'm So Excited

- The Pointer Sisters -

Words and Music by Trevor Lawrence,
Anita Pointer, June Pointer, Ruth Pointer
Arranged by Hans Reintjes
Original Key G minor

DEMO

VERSO

Handclap on 2 and 4

High

Mid

Low

Ooh,

Ooh,

Ooh,

Piano Combo

G^{m7} C^{m7} E^b E^b/b^b B^b

Guitar

clean

Bass Guitar

Drum Set

Percussion

© www.ChorusOnline.com / 0031 (0) 6 - 41 57 77 56

I'm So Excited 3

Chorus-LIGHT small Combo

24

H
Give in ___ this time and show me some a - ffec - tion. We're go-in' for ___ those plea-sures in the night. ___

M
side. ___ Some a - ffec - tion.

L
side. ___ Some a - ffec - tion.

P.C.
G^{m7} B⁷/C C^{m7} B⁷/E^b E^b E^b/B^b B^b

Gtr.

Bass

D. S.

Perc.

C

32

H
I want to love you, feel you. wrap my - self a - round ___ you. I want to squeeze you, please you. I

M
love you, feel you, wrap my - self a - round ___ you. squeeze you, please you. I

L
love you, feel you, wrap my - self a - round ___ you. squeeze you, please you. I

P.C.
A^{m7} G^{m7} D^{m7} A^{m7}

Gtr.

Bass

D. S.

Perc.

I'm So Excited 5

Chorus-LIGHT small Combo

E

55

H
— it. And I know, I know, I know, I know, I know! want you. Ooh, _____ to-mo-

M
— it. And I know, I know, I know, I know, I know! want you. We should-n't e - ven think ___ a-bout to-mo-

L
— it. And I know, I know, I know, I know, I know! want you. Ooh, _____ to-mo-

P.C.
E^b F G^m G^m7 G^m7

Gtr.

Bass

D. S.

Perc.

63

H
- rrow. Sweet me-mo-ries ___ will last a long, long ___ time. We'll have a good time, ba-by, don't you

M
- rrow. Sweet me-mo-ries ___ will last a long, long ___ time. We'll have a good time, ba-by, don't you

L
- rrow. 'bout to - mo - rrow. Oh, _____ don't you

P.C.
B^b/c C^m7 B^b/e^b E^b E^b/b^b B^b G^m7

Gtr.

Bass

D. S.

Perc.

I'm So Excited 7

Chorus-LIGHT small Combo

85

H
- ted and I just can't hide it. And I know, I know, I know, I know, I know want you. I want you. Ooh,

M
- ted and I just can't hide it. And I know, I know, I know, I know, I know want you. I want you. Ooh,

L
- ted and I just can't hide it. And I know, I know, I know, I know, I know want you. I want you. Ooh,

P.C.
G^m E^b F G^m

Gtr.

Bass

D. S.

Perc.

G

93

H
tu du tu tu tu du, tu du tu tu tu du, aah. Ooh,

M
tu du tu tu tu du, tu du tu tu tu du, aah. Ooh,

L
tu du tu tu tu du, tu du tu tu tu du, aah. Ooh,

P.C.
G^{m7} C^{m7} E^b B^b

Gtr.

Bass

D. S.

Perc.

I'm So Excited 9

Chorus-LIGHT small Combo

I

115

H
just can't get e-nough and if you move real slow, I'll let it go. I'm so ex-ci - ted I just can't hide

M
just can't get e-nough and if you move I'm so ex-ci - ted, I just can't hide

L
just can't get e-nough and if you move real slow, I'll let it go. I'm so ex-ci - ted, I just can't hide

P.C.
G^{m7} C^{m7} D^{m7} C^{m7}/f G^m

Gtr.

Bass

D. S.

Perc.

123

H
it. I'm a-bout to lose con-trol and I think I like it. Oh, yeah. I'm so ex - ci - ted

M
it. I'm a-bout to lose con-trol and I think I like it. I'm so ex - ci - ted

L
it. I'm a-bout to lose con-trol and I think I like it. I'm so ex - ci - ted

P.C.
E^b F G^m G^{m7} G^m

Gtr.

Bass

D. S.

Perc.

solo

I'm So Excited 11

Chorus-LIGHT small Combo

144

H
I'm so ex - ci - ted I ___ can't de - ny, ___ no, no, no. ___ I know, I know I ___

M
How did you get to me? I've got to give it up. Oh, ___ oh, oh, oh, wow.

L
How did you get to me? I've got to give it up. Oh, ___ oh, oh, oh, wow.

P.C.
G^{m7} G^m E^b F

Gtr.
Bass
D. S.
Perc.

K

151

H
want you. I'm so ___ ex - ci - - ted Oh, ___ boy. ___

M
— Look what you do to me. You got me

L
— Look what you do to me. You got me

P.C.
G^m G^m E^b

Gtr.
Bass
D. S.
Perc.

Chorus-LIGHT small Combo extra staves

I'm So Excited

- The Pointer Sisters -

Words and Music by Trevor Lawrence,
Anita Pointer, June Pointer, Ruth Pointer
Arranged by Hans Reintjes
Original Key G minor

$\text{♩} = 184$

A

Handicap on 2 and 4

High
Mid
Low

1
2

Gm7 C m7 Eb Gm7 Eb/Bb Bb Gm7 C m7 Eb

clean

2 2 2 2

Ooh _____
tu _____ du tu tu tu du _____ tu _____ du tu tu

Ooh _____
tu _____ du tu tu tu du _____ tu _____ du tu tu

Ooh _____
tu _____ du tu tu tu du _____ tu _____ du tu tu

Piano Combo
Guitar
Bass Guitar
Drum Set
Percussion

I'm So Excited 3
 Chorus-LIGHT small Combo extra staves



24

H Give in ___ this time and show me some-thing. We're go-ing for ___ those pleasures in the night. I want to love you,

M side: ___ Some a - thing - tion. love you,

L side: ___ Some a - thing - tion. love you,

1

2

P.C. Gm7 Bb/C Cm7 Bb/Eb Eb Eb/bb Bb Am7

Gtr.

Bass

D. S.

Perc.

I'm So Excited 5
Chorus-LIGHT small Combo extra staves

D

44

H
I'm so ex-ci - ted! I just can't hide ____ it. I'm a-bout to lose con-trol ____ and I think I like ____ it. I'm so ex-ci - ted

M
I'm so ex-ci - ted, I just can't hide ____ it. I'm a-bout to lose con-trol ____ and I think I like ____ it. I'm so ex-ci - ted

L
I'm so ex-ci - ted! I just can't hide ____ it. I'm a-bout to lose con-trol ____ and I think I like ____ it. I'm so ex-ci - ted

1
2

P.C.
Gm Eb F Gm Gm7 Gm

Gtr.
8

Bass
8

D. S.
2

Perc.
Tambourine

I'm So Excited 7

Chorus-LIGHT small Combo extra staves

6/4

H Sweet me-mo-ries — will last a long long — time. We'll have a good time, ba-by don't you wo - rry And if we're still play-in' a-round.

M Sweet me-mo-ries — will last a long long — time. We'll have a good time, ba-by don't you wo - rry And if we're still play-in' a-round.

L mo - row. Oh, — don't you wo - rry don't you wo - rry ry.

1

2

P.C. B \flat /e \flat E \flat E \flat /b \flat B \flat Gm7 B \flat /c Cm7 B \flat /e \flat E \flat

Gtr.

Bass

D. S.

Perc.

I'm So Excited 11
 Chorus-LIGHT small Combo extra staves

H

103

H — du tu tu tu du, — tu — du tu tu tu du, — aah — Oh — boy I want to love you, feel you, wrap my-self a-round

M — du tu tu tu du, — tu — du tu tu tu du, — aah. — I want to love you, feel you, wrap my-self a-round

L — du tu tu tu du, — tu — du tu tu tu du, — aah. — I want to love you, feel you, wrap my-self a-round

1
2

PC: C m7 Eb Bb A m7 G m7

Gtr.

Bass

D. S.

Perc.

I'm So Excited 13
Chorus-LIGHT small Combo extra staves

122

H
I just can't hide ____ it. I'm a-bout to lose con-trol ____ and I think I like ____ it. Oh, ____ yeah, ____ I'm so ex-ci-
ted and I just can't hide ____ it. No, no, no,

M
I just can't hide ____ it. I'm a-bout to lose con-trol ____ and I think I like ____ it. I'm so ex-ci-
ted and I just can't hide ____ it.

L
I just can't hide ____ it. I'm a-bout to lose con-trol ____ and I think I like ____ it. I'm so ex-ci-
ted and I just can't hide ____ it.

1
2

P.C.
E_b F G_m G_m⁷ G_m E_b

Gtr.
Bass
D. S.
Perc.

I'm So Excited 15
Chorus-LIGHT small Combo extra staves

141

H I'm a-bout to lose con-trol and I think I like it, yeah. I'm so ex-cited I can't de-ny, no, no.

M — oh, oh, oh, wow. — How did you get to me? I've got to give it up. Oh, oh,

L — oh, oh, oh, wow. — How did you get to me? I've got to give it up. Oh, oh,

1

2

P.C. F Gm Gm7 Gm Eb

Gtr.

Bass

D. S.

Perc.



Chorus-LIGHT Piano Solo Advanced

I'm So Excited

- The Pointer Sisters -

Words and Music by Trevor Lawrence,
Anita Pointer, June Pointer, Ruth Pointer
Arranged by Hans Reintjes
Original Key G minor

A

♩ = 184

G^{m7}

C^{m7}

E^b

E^b/b^b B^b

Piano Solo
Advanced

8

Ooh, _____ tu du tu tu tu du, tu du tu tu tu du, aah.

Ooh, _____ tu du tu tu tu du, tu du tu tu tu du, aah.

Ooh, _____ tu du tu tu tu du, tu du tu tu tu du, aah.

G^{m7}

C^{m7}

E^b

B^b/e^b E^b

P.S.A.

I'm So Excited 3
Chorus-LIGHT Piano Solo Advanced

27

H
- tion. We're go-in' for those plea-sures in the night. I want to

M
Some a - ffec - tion.

L
8
Some a - ffec - tion.

P.S.A.
B \flat /c C m7 B \flat /e \flat E \flat E \flat /b \flat B \flat

C

33

H
love you, feel you. wrap my - self a - round you. I want to squeeze you,

M
love you, feel you, wrap my - self a - round you. squeeze you,

L
8
love you, feel you, wrap my - self a - round you. squeeze you,

P.S.A.
A m7 G m7 D m7 A m7

I'm So Excited 5
Chorus-LIGHT Piano Solo Advanced

50

H
—and I think I like___ it. I'm so__ ex-ci - ted and I just can't hide___ it.

M
—and I think I like___ it. I'm so__ ex-ci - ted and I just can't hide___ it.

L
8
—and I think I like___ it. I'm so__ ex-ci - ted and I just can't hide___ it.

P.S.A.
F G^m G^{m7} G^m E^b

56

H
And I know, I know,I know, I know, I knowI want you. Ooh,_____

M
And I know, I know,I know, I know, I knowI want you. We should-n't e - ven think

L
8
And I know, I know,I know, I know, I knowI want you. Ooh,_____

P.S.A.
F G^m G^{m7} G^{m7}

E

I'm So Excited 7
Chorus-LIGHT Piano Solo Advanced

F

74

H *solo* *solo*

— boy, that's just fine. Let's get ex - ci - ted, oh, I just can't hide it. No,

M — boy, that's just fine. Let's get ex - ci - ted, I just can't hide it.

L that's just fine. Let's get ex - ci - ted, I just can't hide it.

P.S.A. E \flat /B \flat B \flat G m E \flat

80

H *solo*

—no, no. I'm a-bout to lose con-trol and I think I like it. I'm so ex-ci - ted

M I'm a-bout to lose con-trol and I think I like it. I'm so ex-ci - ted

L I'm a-bout to lose con-trol and I think I like it. I'm so ex-ci - ted

P.S.A. F G m G m 7 G m

I'm So Excited 9
Chorus-LIGHT Piano Solo Advanced

98

H
tu du, aah. Ooh, tu du tu tu

M
tu du, aah. Ooh, tu du tu tu

L
tu du, aah. Ooh, tu du tu tu

P.S.A.
B \flat G m 7 C m 7

104

H
tu du, tu du tu tu tu du, aah. Oh boy, I want to

M
tu du, tu du tu tu tu du, aah. I want to

L
tu du, tu du tu tu tu du, aah. I want to

P.S.A.
E \flat B \flat

I'm So Excited 11
Chorus-LIGHT Piano Solo Advanced

I

120

H
I'm so ex-cited I just can't hide it. I'm a-bout to lose con-trol

M
I'm so ex-cited, I just can't hide it. I'm a-bout to lose con-trol

L
I'm so ex-cited, I just can't hide it. I'm a-bout to lose con-trol

P.S.A.
G^m E^b

126

H
and I think I like it. Oh, yeah. I'm so ex-cited and I just can't hide it. No, no, no,

M
and I think I like it. I'm so ex-cited and I just can't hide it.

L
and I think I like it. I'm so ex-cited and I just can't hide it.

P.S.A.
F G^m G^{m7} G^m E^b

solo *solo*

I'm So Excited 13
Chorus-LIGHT Piano Solo Advanced

144

H
I'm so ex - ci - ted I ___ can't de - ny, ___ no, no, no. ___

M
How did you get to me? I've got to give it up. Oh, ___ oh,

L
How did you get to me? I've got to give it up. Oh, ___ oh,

P.S.A.
Gm7 Gm Eb

K

150

H
I know, I know I ___ want you. I'm so ex - ci - ted Oh, boy. ___

M
oh, oh, wow. ___ Look what you do to me. You got me

L
oh, oh, wow. ___ Look what you do to me. You got me

P.S.A.
F Gm Gm Eb



Chorus-LIGHT Piano Solo Intermediate

I'm So Excited

- The Pointer Sisters -

Words and Music by Trevor Lawrence,
Anita Pointer, June Pointer, Ruth Pointer
Arranged by Hans Reintjes
Original Key G minor

Piano Solo
Intermediate

♩ = 184

A

G^{m7} C^{m7} E^b E^b/b^b B^b

8

H
Ooh, _____ tu du tu tu tu du, tu du tu tu tu du, aah.

M
Ooh, _____ tu du tu tu tu du, tu du tu tu tu du, aah.

L
8
Ooh, _____ tu du tu tu tu du, tu du tu tu tu du, aah.

G^{m7} C^{m7} E^b B^b/e^b E^b

P.S.I.

I'm So Excited 3
Chorus-LIGHT Piano Solo Intermediate

27

H
- tion. We're go-in' for__ those plea-sures in the night.__ I want to

M
Some a - ffec - tion.

L
8
Some a - ffec - tion.

P.S.I.
B \flat /c C m7 B \flat /e \flat E \flat E \flat /b \flat B \flat

C

33

H
love you, feel you. wrap my-self a-round__ you. I want to squeeze you, please you. I

M
love you, feel you, wrap my-self a-round__ you. squeeze you, please you. I

L
8
love you, feel you, wrap my-self a-round__ you. squeeze you, please you. I

P.S.I.
A m7 G m7 D m7 A m7

I'm So Excited 5
Chorus-LIGHT Piano Solo Intermediate

51

H
— it. I'm so ex-ci - ted and I just can't hide — it. And

M
— it. I'm so ex-ci - ted and I just can't hide — it. And

L
8 — it. I'm so ex-ci - ted and I just can't hide — it. And

P.S.I.
G^m G^{m7} G^m E^b

57

H
I know, I know, I know, I know, I know I want you. Ooh, _____ to-mo-

M
I know, I know, I know, I know, I know I want you. We should-n't e - ven think — a-bout to-mo-

L
8 I know, I know, I know, I know, I know I want you. Ooh, _____ to-mo-

P.S.I.
F G^m G^{m7} G^{m7}

E

I'm So Excited 7
Chorus-LIGHT Piano Solo Intermediate

F

75

H
fine. Let's get ex - ci - ted, oh, I just can't hide it. No, no, no.

M
fine. Let's get ex - ci - ted, I just can't hide it.

L
8 fine. Let's get ex - ci - ted, I just can't hide it.

P.S.I.
E \flat /B \flat B \flat G m E \flat

81

H
I'm a-bout to lose con-trol and I think I like it. I'm so ex - ci - ted and I just can't hide

M
I'm a-bout to lose con-trol and I think I like it. I'm so ex - ci - ted and I just can't hide

L
8 I'm a-bout to lose con-trol and I think I like it. I'm so ex - ci - ted and I just can't hide

P.S.I.
F G m G m7 G m

I'm So Excited 9
Chorus-LIGHT Piano Solo Intermediate

100

H
Ooh, _____ tu du tu tu tu du, tu du tu tu

M
Ooh, _____ tu du tu tu tu du, tu du tu tu

L
Ooh, _____ tu du tu tu tu du, tu du tu tu

P.S.I.
G^{m7} C^{m7} E^b

H

106

H
tu du, aah. Oh boy, I want to love you, feel you. wrap my-self a-round

M
tu du, aah. I want to love you, feel you, wrap my-self a-round

L
tu du, aah. I want to love you, feel you, wrap my-self a-round

P.S.I.
B^b A^{m7} G^{m7}

I'm So Excited 11

Chorus-LIGHT Piano Solo Intermediate

125 *solo*

H
I'm a-bout to lose con-trol ___and I think I like ___ it. Oh, ___ yeah. ___ I'm so ex - ci - ted and I just can't hide

M
I'm a-bout to lose con-trol ___and I think I like ___ it. I'm so ex - ci - ted and I just can't hide

L
I'm a-bout to lose con-trol ___and I think I like ___ it. I'm so ex - ci - ted and I just can't hide

P.S.I.
F G^m G^{m7} G^m

131 *solo*

H
___ it. No, no, no, ___no, no. ___ And I know, I know,I know, I know, I knowI want you. I want you. I'm so ex - ci -

M
___ it. And I know, I know,I know, I know, I knowI want you. I want you.

L
___ it. And I know, I know,I know, I know, I knowI want you. I want you.

P.S.I.
E^b F G^m

I'm So Excited 13
Chorus-LIGHT Piano Solo Intermediate

K

149

H
I know, I know I ___ want you. I'm so ex - ci - ted Oh, boy. ___

M
___ oh, oh, oh, wow. ___ Look what you do to me.

L
___ oh, oh, oh, wow. ___ Look what you do to me.

P.S.I.
F G^m G^m

155

H
___ Bur - ning up. ___ Hey, hey ___ I think I like ___ it.

M
You got me bur - ning up. Oh, ___ oh, oh, oh, wow. ___

L
You got me bur - ning up. Oh, ___ oh, oh, oh, wow. ___

P.S.I.
E^b F G^m



Chorus-LIGHT

I'm So Excited

- The Pointer Sisters -

Words and Music by Trevor Lawrence,
Anita Pointer, June Pointer, Ruth Pointer
Arranged by Hans Reintjes
Original Key G minor

♩ = 184

A Handclap on 2 and 4

High

Ooh, _____ tu du tu tu tu du, tu du tu tu

Mid

Ooh, _____ tu du tu tu tu du, tu du tu tu

Low

Ooh, _____ tu du tu tu tu du, tu du tu tu

B

14 *Stop Claps*

H tu du, aah. Taight's the night we're go - nna make it ha -

M tu du, aah.

L tu du, aah.

I'm So Excited 3
Chorus-LIGHT

34

H
feel you. wrap my-self a-round you. I want to squeeze you, please you. I

M
feel you, wrap my-self a-round you. squeeze you, please you. I

L
8
feel you, wrap my-self a-round you. squeeze you, please you. I

39

H
just can't get e-nough and if you move real slow, I'll let it go.

M
just can't get e-nough and if you move

L
8
just can't get e-nough and if you move real slow, I'll let it go.

D

44

H
I'm so ex-ci - ted, I just can't hide it.

M
I'm so ex-ci - ted, I just can't hide it.

L
8
I'm so ex-ci - ted, I just can't hide it.

I'm So Excited 5
Chorus-LIGHT

64

H Sweet me-mo-ries__ will last a long, long__time. We'll have a good time,

M Sweet me-mo-ries__ will last a long, long__time. We'll have a good time,

L mo - rrow. Oh, _____

70

H ba-by, don't you wo - rry And if we're still play-in' a-round, __ boy, that's just

M ba-by, don't you wo - rry And if we're still play-in' a-round, __ boy, that's just

L __ don't you wo - rry don't you wo - rry. rry. that's just

F

75

H fine. Let's get ex-ci - ted, oh, _____ I just can't hide _____ it. No, *solo* _____

M fine. Let's get ex-ci - ted, I just can't hide _____ it.

L fine. Let's get ex-ci - ted, I just can't hide _____ it.

I'm So Excited 7
Chorus-LIGHT

95

H
— du tu tu tu du, — tu — du tu tu tu du, — aah. —

M
— du tu tu tu du, — tu — du tu tu tu du, — aah. —

L
8
— du tu tu tu du, — tu — du tu tu tu du, — aah. —

100

H
— Ooh, — tu — du tu tu tu du, — tu — du tu tu

M
— Ooh, — tu — du tu tu tu du, — tu — du tu tu

L
8
— Ooh, — tu — du tu tu tu du, — tu — du tu tu

H

106

H
tu du, — aah. — Oh — boy, I want to love you, feel you.

M
tu du, — aah. — I want to love you, feel you,

L
8
tu du, — aah. — I want to love you, feel you,

I'm So Excited 9
Chorus-LIGHT

125 *solo*

H I'm a-bout to lose con-trol ___and I think I like ___ it. Oh, ___ yeah. ___ I'm so ex-ci - ted

M I'm a-bout to lose con-trol ___and I think I like ___ it. I'm so ex-ci - ted

L I'm a-bout to lose con-trol ___and I think I like ___ it. I'm so ex-ci - ted

130 *solo*

H and I just can't hide ___ it. No, no, no, ___ no, no. ___ And I know, I know, I know,

M and I just can't hide ___ it. And I know, I know, I know,

L and I just can't hide ___ it. And I know, I know, I know,

J

134

H I know, I know I want you. I want you. I'm so ex-ci - ted I just can't hide

M I know, I know I want you. I want you. Look what you do to me.

L I know, I know I want you. I want you. Look what you do to me.

I'm So Excited 11
Chorus-LIGHT

K

153

H
ted Oh, boy. — Bur - ning up. — Hey, hey

M
Look what you do to me. You got me bur-ning up. Oh, — oh,

L
8
Look what you do to me. You got me bur-ning up. Oh, — oh,

158

H
— I think I like — it. I'm so ex - ci - ted You got me.

M
oh, oh, wow. — How did you get to me?

L
8
oh, oh, wow. — How did you get to me?

163

H
— Oh, — oh, oh, oh, I want you, I want you!

M
I've got to give it up. Oh, — oh, oh, oh, I want you, I want you!

L
8
I've got to give it up. Oh, — oh, oh, oh, I want you, I want you!

I'm So Excited

- The Pointer Sisters -

Words and Music by Trevor Lawrence,
Anita Pointer, June Pointer, Ruth Pointer
Arranged by Hans Reintjes
Original Key G minor

♩ = 184

A

C Instr.

B

C

D

E

F



Bb Instrument

I'm So Excited

- The Pointer Sisters -

Words and Music by Trevor Lawrence,
Anita Pointer, June Pointer, Ruth Pointer
Arranged by Hans Reintjes
Original Key G minor

♩ = 184

Bb Instr.

The musical score is written for a Bb instrument in 4/4 time. It consists of nine staves of music, each starting with a measure number. The score is divided into six sections labeled A through F. Section A starts at measure 1 and ends at measure 11. Section B starts at measure 12 and ends at measure 16. Section C starts at measure 33 and ends at measure 39. Section D starts at measure 40 and ends at measure 47. Section E starts at measure 56 and ends at measure 71. Section F starts at measure 77 and ends at measure 84. The score includes various musical notations such as slurs, accents (sfz), and repeat signs. A large watermark 'EMUSIC' is visible across the page.

© www.ChorusOnline.com / 0031 (0) 6 - 41 57 77 56



E♭ Instrument

I'm So Excited

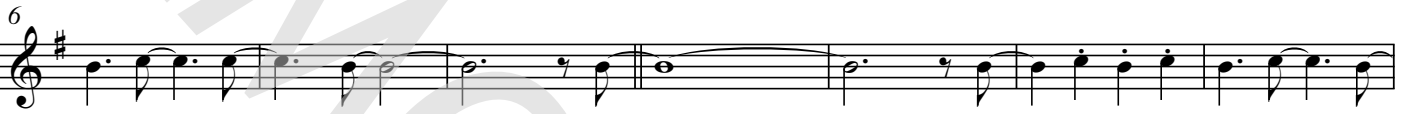
- The Pointer Sisters -

Words and Music by Trevor Lawrence,
Anita Pointer, June Pointer, Ruth Pointer
Arranged by Hans Reintjes
Original Key G minor

♩ = 184

E♭ Instr.

A



B

C



D

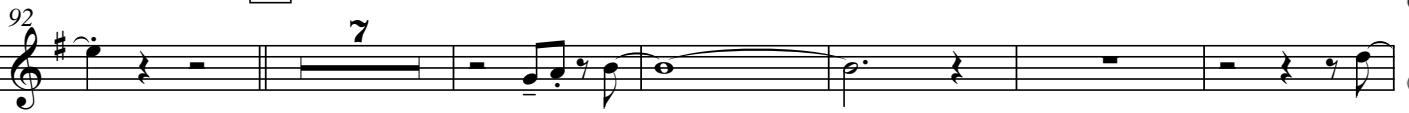


E

F



G





Piano Combo

I'm So Excited

- The Pointer Sisters -

Words and Music by Trevor Lawrence,
Anita Pointer, June Pointer, Ruth Pointer
Arranged by Hans Reintjes
Original Key G minor

♩ = 184

A

G^{m7}

C^{m7}

E^b

E^b/b^b

B^b

G^{m7}

C^{m7}

6

B

E^b

B^b/e^b

E^b

E^b/b^b

B^b

G^{m7}

12

B^b/c C^{m7}

B^b/e^b E^b

E^b/b^b B^b

18

G^{m7}

B^b/c C^{m7}

B^b/e^b E^b

E^b/b^b B^b

25



Piano Solo Advanced

I'm So Excited

- The Pointer Sisters -

Words and Music by Trevor Lawrence,
Anita Pointer, June Pointer, Ruth Pointer
Arranged by Hans Reintjes
Original Key G minor

♩ = 184

A
G m7 C m7 E \flat

6 E \flat /b \flat B \flat G m7 C m7

B
12 E \flat B \flat /e \flat E \flat E \flat /b \flat B \flat G m7

18 B \flat /c C m7 B \flat /e \flat E \flat E \flat /b \flat B \flat

24 G m7 B \flat /c C m7 B \flat /e \flat E \flat

Piano Solo Intermediate

I'm So Excited

- The Pointer Sisters -

Words and Music by Trevor Lawrence,
Anita Pointer, June Pointer, Ruth Pointer
Arranged by Hans Reintjes
Original Key G minor



♩ = 184

A

G^{m7}

C^{m7}

E^b

Musical notation for measures 1-5, featuring piano accompaniment in G minor. The right hand plays chords and moving lines, while the left hand provides a steady bass line.

E^{b/b^b}

B^b

G^{m7}

C^{m7}

Musical notation for measures 6-11, continuing the piano accompaniment with various chord voicings.

B

E^b

B^{b/e^b}

E^b

E^{b/b^b}

B^b

G^{m7}

Musical notation for measures 12-17, including a double bar line at the end of the section.

B^{b/c}

C^{m7}

B^{b/e^b}

E^b

E^{b/b^b}

B^b

Musical notation for measures 18-23, featuring more complex piano accompaniment.

G^{m7}

B^{b/c}

C^{m7}

B^{b/e^b}

E^b

Musical notation for measures 24-29, concluding the piano solo.



Synthesizer

I'm So Excited

- The Pointer Sisters -

Words and Music by Trevor Lawrence,
Anita Pointer, June Pointer, Ruth Pointer
Arranged by Hans Reintjes
Original Key G minor

♩ = 184

A

G^{m7}

C^{m7}

E^b

Musical notation for measures 1-5. The score is for a synthesizer part in G minor, 4/4 time. The tempo is marked as quarter note = 184. The instrument is labeled 'SynthBrass 1'. The key signature has two flats (Bb and Eb). The first system shows measures 1 through 5 with a treble clef and a bass clef. The bass line contains chords and moving lines, while the treble line has rests.

E^b/B^b

B^b

G^{m7}

C^{m7}

Musical notation for measures 6-12. The score continues with measures 6 through 12. The bass line features a rhythmic pattern of eighth notes and chords. The treble line remains mostly empty.

B

C

E^b

B^b/E^b

E^b

E^b/B^b

B^b

A^{m7}

Musical notation for measures 13-16. Measures 13-15 are marked with a '15' in a box, indicating a repeat or a specific section. The bass line continues with its rhythmic pattern. The treble line has rests.

G^{m7}

D^{m7}

A^{m7}

G^{m7}

Musical notation for measures 34-40. The score continues with measures 34 through 40. The bass line features a rhythmic pattern of eighth notes and chords. The treble line has rests.

D

C^{m7}

D^{m7}

C^{m7}/f

G^m

E^b

Musical notation for measures 41-47. The score continues with measures 41 through 47. The bass line features a rhythmic pattern of eighth notes and chords. The treble line has rests.

I'm So Excited

- The Pointer Sisters -

Words and Music by Trevor Lawrence,
Anita Pointer, June Pointer, Ruth Pointer
Arranged by Hans Reintjes
Original Key G minor

♩ = 184

A
G^{m7} C^{m7} E^b

clean

6
E^{b/bb} B^b G^{m7} C^{m7}

12
E^b B^{b/e^b} E^b E^{b/bb} B^b **B** G^{m7}

18
B^{b/c} C^{m7} B^{b/e^b} E^b E^{b/bb} B^b

24
G^{m7} B^{b/c} C^{m7} B^{b/e^b} E^b

30
E^{b/bb} B^b **C** A^{m7} G^{m7}

36
D^{m7} A^{m7} G^{m7} C^{m7}

I'm So Excited

- The Pointer Sisters -

Words and Music by Trevor Lawrence,
Anita Pointer, June Pointer, Ruth Pointer
Arranged by Hans Reintjes
Original Key G minor

A

♩ = 184

Bass Guitar

4/4

1 G^{m7} C^{m7} E^b

7 E^{b/bb} B^b G^{m7} C^{m7} E^b

B

14 B^{b/e^b} E^b E^{b/bb} B^b G^{m7} B^{b/c} C^{m7}

21 B^{b/e^b} E^b E^{b/bb} B^b G^{m7} B^{b/c} C^{m7}

C

28 B^{b/e^b} E^b E^{b/bb} B^b A^{m7}

35 G^{m7} D^{m7} A^{m7} G^{m7} C^{m7}

D

42 D^{m7} C^{m7/f} G^m E^b

Drumkit/Percussion

High Tom
 Hi-Hat closed
 Hi-Hat open
 Mid Tom
 Low Tom
 Ride Cymbal
 Crash Cymbal
 Shareclick
 Floor Tom
 Ride Bell/Cup
 Splash Cymbal
 Triangle mute
 Bassdrum (Kick)
 Snaredrum
 Hi-Hat Foot
 Tambourine Beating
 Triangle open

Shaker (eggs)
 Claves
 High Timbale
 Sleigh Bells
 Bell Tree
 Maracas
 Wind Chimes
 Handclap
 Guro
 Woodblock High
 Timbale Low
 Agogo High
 Cowbell
 Conga
 Cabasa
 Woodblock Low
 Agogo Low

I'm So Excited

- The Pointer Sisters -

Words and Music by Trevor Lawrence,
Anita Pointer, June Pointer, Ruth Pointer
Arranged by Hans Reintjes
Original Key G minor

♩ = 184

A

Drum Set

B

9

C

19

D

34

E

49

F

60

75

The image displays a drum set score for the song 'I'm So Excited'. It consists of seven systems of music, each representing a different section of the song. Each system begins with a measure number (9, 19, 34, 49, 60, 75) and a section letter (A through F). The notation is written on a single staff with a double bar line and a 4/4 time signature. It uses various rhythmic symbols: vertical lines with 'x' for cymbals, vertical lines for snare and tom-toms, and vertical lines with dots for the bass drum. Some notes are beamed together or have a '2' above them, indicating a double hit. Section A starts at measure 1. Section B begins at measure 9. Section C starts at measure 19. Section D begins at measure 34. Section E starts at measure 49. Section F begins at measure 60. Section G starts at measure 75. The score includes repeat signs and first/second endings. A tempo marking of quarter note = 184 is provided at the beginning.

Drumkit/Percussion

High Tom
 Hi-Hat closed
 Hi-Hat open
 Mid Tom
 Low Tom
 Ride Cymbal
 Crash Cymbal
 Shareclick
 Floor Tom
 Ride Bell/Cup
 Splash Cymbal
 Triangle mute
 Bassdrum (Kick)
 Snaredrum
 Hi-Hat Foot
 Tambourine Beating
 Triangle open

Shaker (eggs)
 Claves
 High Timbale
 Sleigh Bells
 Bell Tree
 Maracas
 Wind Chimes
 Handclap
 Guro
 Woodblock High
 Timbale Low
 Agogo High
 Cowbell
 Conga
 Cabasa
 Woodblock Low
 Agogo Low



Percussion

I'm So Excited

- The Pointer Sisters -

Words and Music by Trevor Lawrence,
Anita Pointer, June Pointer, Ruth Pointer
Arranged by Hans Reintjes
Original Key G minor

A **B** **C** **D**

♩ = 184

Percussion **8** **8** **16** **12** *Tambourine*

E **F**

47 **16**

G

78 **H**

94 **I**

110 **11** **J**

136 **K**

152

The percussion score is written on a single staff in 4/4 time. It begins with a tempo marking of ♩ = 184. The score is divided into sections labeled A through K. Section A (measures 1-8) contains a quarter rest followed by a bar line. Section B (measures 9-16) contains a bar line. Section C (measures 17-32) contains a bar line. Section D (measures 33-44) contains a bar line. Section E (measures 45-60) contains a bar line. Section F (measures 61-76) contains a bar line. Section G (measures 77-92) contains a bar line. Section H (measures 93-108) contains a bar line. Section I (measures 109-124) contains a bar line. Section J (measures 125-135) contains a bar line. Section K (measures 136-151) contains a bar line. Section L (measures 152-167) contains a bar line. The score uses various rhythmic notations including quarter notes, eighth notes, and rests, with some measures containing a slash and a vertical line through it, indicating a specific rhythmic pattern. A 'Tambourine' section is indicated above the staff starting at measure 45.



Leadsheet

I'm So Excited

- The Pointer Sisters -

Words and Music by Trevor Lawrence,
Anita Pointer, June Pointer, Ruth Pointer
Arranged by Hans Reintjes
Original Key G minor

♩ = 184

A

G^{m7}

C^{m7}

E^b




6

E^b/b^b

B^b

G^{m7}

C^{m7}



12

E^b

B^b/e^b

E^b

E^b/b^b

B^b



To - night's

B


G^{m7}

B^b/c

C^{m7}

B^b/e^b

E^b



the night we're go - nna make it ha - ppen.

To - night___ we'll put all

22

E^b/b^b B^b

G^{m7}

B^b/c

C^{m7}



o - ther things a - side. ___

Give in ___ this time and show me some a - ffec - tion.

28

B^b/e^b

E^b

E^b/b^b B^b

C

A^{m7}



We're go - in' for ___ those plea - sures in the night. ___

I want to love you,

I'm So Excited

- The Pointer Sisters -

*Words and Music by Trevor Lawrence,
Anita Pointer, June Pointer, Ruth Pointer
Arranged by Hans Reintjes
Original Key G minor*

A: Intro.

B:

Tonight's the night we're gonna make it happen.
Tonight we'll put all other things aside.
Give in this time and show me some affection.
We're goin' for those pleasures in the night.

C:

I want to love you, feel you, wrap myself around you.
I want to squeeze you, please you.
I just can't get enough and if you move real slow, I'll let it go.

D:

I'm so excited and I just can't hide it.
I'm about to lose control and I think I like it.
I'm so excited and I just can't hide it.
And I know, I know, I know, I know, I know I want you.

E:

We shouldn't even think about tomorrow.
Sweet memories will last a long, long time.
We'll have a good time, baby, don't you worry.
And if we're still playin' around, boy, that's just fine.

F:

Let's get excited, we just can't hide it.
I'm about to lose control and I think I like it.
I'm so excited and I just can't hide it.
I know, I know, I know, I know, I know I want you, I want you.

G: Instrumental.

H:

Oh boy, I want to love you, feel you, wrap myself around you.
I want to squeeze you, please you.
I just can't get enough and if you move real slow, I'll let it go.

I:

I'm so excited and I just can't hide it.
I'm about to lose control and I think I like it.
I'm so excited and I just can't hide it.
I know, I know, I know, I know, I know I want you, I want you