



## Let me entertain you Chorus-LIGHT

Pag.

02	Full score combo C instrument
16	Full score combo Bb instrument
29	Full score combo Eb instrument
43	Full score combo 4 extra staves
62	Full score small combo
81	Full score small combo 2 extra staves
108	Full score vocals (High – Mid - Low) piano advanced
119	Full score vocals (High – Mid - Low) piano moderated
129	Vocals (High – Mid - Low)
141	C instrument
143	Bb instrument
145	Eb instrument
147	Piano advanced
153	Piano moderated
159	Synthesizer
162	Guitar
166	Bassguitar
170	Drumkit
172	Leadsheet
177	Empty Paper

# Let me entertain you

Words and Music by *Robbert Williams and Guy Chambers*

Arranged by *Frank de Vreeze*

Original Key



DEMO

Rock ♩ = 125

Intro

Musical score for Intro, featuring staves for HIGH, MID, LOW, C Instr., Piano Adv., Synthesizer, Guitar, Bass Guitar, and Drum Set. Includes chord progressions and performance instructions.

Chord progression: F A<sup>b</sup>/F B<sup>b</sup>/F A<sup>b</sup>/F B<sup>b</sup>/F F E<sup>b</sup>/F F A<sup>b</sup>/F B<sup>b</sup>/F A<sup>b</sup>/F B<sup>b</sup>/F

Rock organ

Guitar: Harmonies heavy distortion

Drum Set: 2d Percussionist plays beating till end

© www.ChorusOnline.com / 0031 (0) 6 - 41 57 77 56

Let me entertain you 3  
Chorus-LIGHT Combo C

18

H  
en - ter - tain you! let me en - ter - tain

M  
en - ter - tain you! let me en - ter - tain

L  
en - ter - tain you! let me en - ter - tain

C

P.A  
A<sup>b</sup> B<sup>b</sup> E<sup>b</sup>/B<sup>b</sup> B<sup>b</sup> F F A<sup>b</sup>

Synth

18

Gtr.

Bass

D. S.

Verse 2

23

H  
you! Life's too short for you to die, so grab your-self an a - li - bi.

M  
you! Life's too short for you to die, so grab your-self an a - li - bi.

L  
you! Life's too short for you to die, so grab your-self an a - li - bi.

C

P.A  
B<sup>b</sup> E<sup>b</sup>/B<sup>b</sup> B<sup>b</sup> F A<sup>b</sup>/F B<sup>b</sup>/F F A<sup>b</sup>/F

Synth

23

Gtr.  
Harmonics heavy distortion

Bass

D. S.

Let me entertain you 5  
Chorus-LIGHT Combo C

36

H  
M  
L  
C  
P.A.  
Synth  
Gtr.  
Bass  
D. S.

let me \_\_\_\_\_ en - ter - tain \_\_\_\_\_ you! \_\_\_\_\_  
let me \_\_\_\_\_ en - ter - tain \_\_\_\_\_ you! \_\_\_\_\_  
let me \_\_\_\_\_ en - ter - tain \_\_\_\_\_ you! \_\_\_\_\_

F F A<sup>b</sup> B<sup>b</sup> E<sup>b</sup>/B<sup>b</sup> B<sup>b</sup> F

Brass-section

Verse 3

41

H  
M  
L  
C  
P.A.  
Synth  
Gtr.  
Bass  
D. S.

Look me up in the ye-low pa - ges You see through fads and your cra - zy phra - ses yeah.  
I will be your rock of a - ges. yeah.  
I will be your rock of a - ges. yeah.

F A<sup>b</sup>/F B<sup>b</sup>/F A<sup>b</sup>/F B<sup>b</sup>/F F E<sup>b</sup>/F

Harmonics heavy distortion

# Let me entertain you 7

Chorus-LIGHT Combo C

## Chorus 3

53

H  
tired of your tea-chers and your school's a drag. You're not go-ing end up like your mum and dad. So come on let me

M  
tired of your tea-chers and your school's a drag. You're not go-ing end up like your mum and dad. So come on let me

L  
tired of your tea-chers and your school's a drag. You're not go-ing end up like your mum and dad. So come on let me

C  
F(no3rd) /E<sup>b</sup> /D F(no3rd) F

P.A.  
Synth  
Gtr. 53 Fill

Bass  
D. S.

58

H  
en - ter - tain you! let me en - ter - tain

M  
en - ter - tain you! let me en - ter - tain

L  
en - ter - tain you! let me en - ter - tain

C  
A<sup>b</sup> B<sup>b</sup> E<sup>b</sup>/B<sup>b</sup> B<sup>b</sup> F F A<sup>b</sup>

P.A.  
Synth  
Gtr. 58

Bass  
D. S.

Let me entertain you 9  
Chorus-LIGHT Combo C

Interlude 1

72

H  
taste the lows. So come on.

M  
taste the lows. So come on.

L  
taste the lows. So come on.

C

P.A.  
F(no3rd) F A<sup>b</sup>/F B<sup>b</sup>/F E<sup>b</sup>/B<sup>b</sup> B<sup>b</sup>

Synth

Gtr.  
72 Overdrive/muted

Bass

D. S.

76

H  
So come on.

M  
So come on.

L  
So come on.

C

P.A.  
F F A<sup>b</sup>/F B<sup>b</sup>/F E<sup>b</sup>/B<sup>b</sup> B<sup>b</sup>/F

Synth

Gtr.  
76

Bass

D. S.

# Let me entertain you 11

Chorus-LIGHT Combo C

## Interlude 2

90

H  
en - ter - tain you! Naah

M  
en - ter - tain you! Come on come on come on come on,

L  
en - ter - tain you! Come on come on come on come on,

C

P.A.  
A<sup>b</sup> B<sup>b</sup> E<sup>b</sup>/B<sup>b</sup> B<sup>b</sup> F F(no3rd)

Synth  
Harmonics heavy distortion

Gtr.

Bass

D.S.

94

H  
Naah Comon comeon come on come on,

M  
Come on come on come on come on, Come on come on come on come on, Comon comeon come on come on,

L  
Come on come on come on come on, Come on come on come on come on, Comon comeon come on come on,

C

P.A.  
/E<sup>b</sup> /D F(no3rd) F(no3rd)

Synth  
Brass-Sax-section

Gtr.

Bass

D.S.

# Let me entertain you 13

Chorus-LIGHT Combo C

*Coda*

106

H  
tain. \_\_\_\_\_ Let me en - ter - tain \_\_\_\_\_

M  
tain. \_\_\_\_\_ Let me en - ter - tain \_\_\_\_\_

L  
tain. \_\_\_\_\_ Let me en - ter - tain \_\_\_\_\_

C  
A<sup>b</sup>(no3rd) B<sup>b</sup>(no3rd) F(no3rd) F(no3rd)

P.A.

Synth

Gtr.  
106

Bass

D. S.

110

H  
\_\_\_\_\_ you! \_\_\_\_\_ Let me en - ter - tain \_\_\_\_\_ you! \_\_\_\_\_

M  
\_\_\_\_\_ you! \_\_\_\_\_ Let me en - ter - tain \_\_\_\_\_ you! \_\_\_\_\_

L  
\_\_\_\_\_ you! \_\_\_\_\_ Let me en - ter - tain \_\_\_\_\_ you! \_\_\_\_\_

C  
A<sup>b</sup>(no3rd) B<sup>b</sup>(no3rd) F(no3rd)

P.A.

Synth

Gtr.  
110

Bass

D. S.

# Let me entertain you

Words and Music by *Robbert Williams and Guy Chambers*  
Arranged by *Frank de Vreeze*  
Original Key



DEMO

Rock ♩ = 125

Intro

Musical score for various instruments including HIGH, MID, LOW, Bb Instr., Piano Adv., Synthesizer, Guitar, Bass Guitar, and Drum Set. Includes a large 'DEMO' watermark.

Chord progression for Piano Adv. (treble clef):

F A<sup>b</sup>/F B<sup>b</sup>/F A<sup>b</sup>/F B<sup>b</sup>/F F E<sup>b</sup>/F F A<sup>b</sup>/F B<sup>b</sup>/F A<sup>b</sup>/F B<sup>b</sup>/F

Drum Set: 2d Percussionist plays beating till end

© www.ChorusOnline.com / 0031 (0) 6 - 41 57 77 56

# Let me entertain you 3

Chorus-LIGHT Combo Bb

18

H  
en - ter - tain you! let me en - ter - tain you!

M  
en - ter - tain you! let me en - ter - tain you!

L  
en - ter - tain you! let me en - ter - tain you!

Bb

P.A  
A<sup>b</sup> B<sup>b</sup> E<sup>b</sup>/B<sup>b</sup> B<sup>b</sup> F F A<sup>b</sup> B<sup>b</sup> E<sup>b</sup>/B<sup>b</sup> B<sup>b</sup>

Synth

18

Gtr.

Bass

D. S.

## Verse 2

24

H  
Life's too short for you to die, so grab your-self an a - li - bi. Hea - ven knows yourmo - ther lied Mon

M  
Life's too short for you to die, so grab your-self an a - li - bi. Hea - ven knows yourmo - ther lied Mon

L  
Life's too short for you to die, so grab your-self an a - li - bi. Hea - ven knows yourmo - ther lied Mon

Bb

P.A  
F A<sup>b</sup>/F B<sup>b</sup>/F F A<sup>b</sup>/F B<sup>b</sup>/F A<sup>b</sup>/F B<sup>b</sup>/F

Synth

24

Gtr.  
Harmonies heavy distortion

Bass

D. S.

# Let me entertain you 5

Chorus-LIGHT Combo Bb

## Verse 3

38

H  
en - ter - tain you! Look me up in the yel-low pa - ges You

M  
en - ter - tain you! I will be your rock of a - ges.

L  
en - ter - tain you! I will be your rock of a - ges.

Bb

P.A.  
A<sup>b</sup> B<sup>b</sup> E<sup>b</sup>/B<sup>b</sup> B<sup>b</sup> F F A<sup>b</sup>/F

Synth

38

Gr.  
Harmonics heavy distortion

Bass

D. S.

43

H  
see through fads and your cra - zy phra - ses yeah. Li-ttle Bo Peep has lost his sheep he popped a pill and a-sleep. The

M  
yeah. Li-ttle Bo Peep has lost his sheep he popped a pill and a-sleep. The

L  
yeah. Li-ttle Bo Peep has lost his sheep he popped a pill and a-sleep. The

Bb

P.A.  
B<sup>b</sup>/F A<sup>b</sup>/F B<sup>b</sup>/F F E<sup>b</sup>/F F A<sup>b</sup>/F

Synth

43

Gr.

Bass

D. S.

Let me entertain you 7  
Chorus-LIGHT Combo Bb

Chorus 3

56

H  
mum and dad. So come on let me en - ter - tain you!

M  
mum and dad. So come on let me en - ter - tain you!

L  
mum and dad. So come on let me en - ter - tain you!

Bb  
*Loco*

P.A.  
F(no3rd) F A<sup>b</sup> B<sup>b</sup> E<sup>b</sup>/B<sup>b</sup> B<sup>b</sup> F

Synth

Gtr.  
56 *Fill*

Bass

D. S.

Bridge 2

61

H  
let me en - ter - tain you! He may be good he may be

M  
let me en - ter - tain you! He may be good he may be

L  
let me en - ter - tain you! He may be good he may be

Bb  
F A<sup>b</sup> B<sup>b</sup> E<sup>b</sup>/B<sup>b</sup> B<sup>b</sup> F F(no3rd)

P.A.

Synth

Gtr.  
61

Bass

D. S.

Let me entertain you 9  
Chorus-LIGHT Combo Bb

75

H  
M  
L

So come on.  
So come on.  
So come on.

Bb

P.A.  
B $\flat$ /F E $\flat$ /B $\flat$  B $\flat$  F F A $\flat$ /F

Synth

Gtr.  
75

Bass

D. S.

79

H  
M  
L

ooh let me en - ter - tain you!  
Ooh let me en - ter - tain you!  
Ooh let me en - ter - tain you!

Bb

Loco

P.A.  
B $\flat$ /F E $\flat$ /B $\flat$  B $\flat$ /F F F A $\flat$  B $\flat$  E $\flat$ /B $\flat$  B $\flat$

Synth

Gtr.  
79

Bass

D. S.

# Let me entertain you 11

Chorus-LIGHT Combo Bb

94

H Naah \_\_\_\_\_ Come on come on come on \_\_\_ come on, \_\_\_

M Come on come on come on \_\_\_ come on, \_\_\_ Come on come on come on \_\_\_ come on, \_\_\_ Come on come on come on \_\_\_ come on, \_\_\_

L Come on come on come on \_\_\_ come on, \_\_\_ Come on come on come on \_\_\_ come on, \_\_\_ Come on come on come on \_\_\_ come on, \_\_\_

Bb

P.A. /E<sup>b</sup> /D F(no3rd) F(no3rd)

Synth Brass-Sax-section

Gtr.

Bass

D. S.

98

H Come on come on come on \_\_\_ come on, \_\_\_ Come on come on come on \_\_\_ come on, \_\_\_

M Come on come on come on \_\_\_ come on, \_\_\_ Come on come on come on \_\_\_ come on, \_\_\_

L Come on come on come on \_\_\_ come on, \_\_\_ Come on come on come on \_\_\_ come on, \_\_\_

Bb (if possible 8 va) Loco

P.A. /E<sup>b</sup> /D F(no3rd) F(no3rd)

Synth Fill

Gtr.

Bass

D. S.

*Instr. Solo*

Let me entertain you 13  
Chorus-LIGHT Combo Bb

110

H  
you! Let me en - ter - tain you! Let me en - ter - tain

M  
you! Let me en - ter - tain you! Let me en - ter - tain

L  
you! Let me en - ter - tain you! Let me en - ter - tain

Bb

P.A.  
A<sup>b</sup>(no3rd) B<sup>b</sup>(no3rd) F(no3rd) F(no3rd)

Synth

Gr.

Bass

D. S.

114

H  
you! Let me en - ter - tain

M  
you! Let me en - ter - tain

L  
you! Let me en - ter - tain

Bb

P.A.  
A<sup>b</sup>(no3rd) B<sup>b</sup>(no3rd) F(no3rd)

Synth

Gr.

Bass

D. S.

# Let me entertain you

Words and Music by Robert Williams and Guy Chambers

Arranged by Frank de Vreeze

Original Key



Rock ♩ = 125

Intro

HIGH

MID

LOW

Eb Instr.

F A $\flat$ /F B $\flat$ /F A $\flat$ /F B $\flat$ /F F E $\flat$ /F F A $\flat$ /F B $\flat$ /F A $\flat$ /F B $\flat$ /F

Piano Adv.

Synthesizer  
Rock organ

Guitar  
Harmonics heavy distortion

Bass Guitar

Drum Set  
2d Percussionist plays beating till end

# Let me entertain you 3

Chorus-LIGHT Combo Eb

18

H  
en - ter - tain you! let me en - ter - tain

M  
en - ter - tain you! let me en - ter - tain

L  
en - ter - tain you! let me en - ter - tain

Eb

P.A  
A<sup>b</sup> B<sup>b</sup> E<sup>b</sup>/B<sup>b</sup> B<sup>b</sup> F F A<sup>b</sup>

Synth

Gr.  
18

Bass

D. S.

## Verse 2

23

H  
you! Life's too short for you to die, so grab your-self an a - li - bi.

M  
you! Life's too short for you to die, so grab your-self an a - li - bi.

L  
you! Life's too short for you to die, so grab your-self an a - li - bi.

Eb

P.A  
B<sup>b</sup> E<sup>b</sup>/B<sup>b</sup> B<sup>b</sup> F A<sup>b</sup>/F B<sup>b</sup>/F F A<sup>b</sup>/F

Synth

Gr.  
23  
Harmonics heavy distortion

Bass

D. S.

Let me entertain you 5  
Chorus-LIGHT Combo Eb

36

H  
M  
L

let me en - ter - tain you!

E♭

F F A♭ B♭ E♭/B♭ B♭ F

P.A.

Synth  
Brass-section

Gtr.

Bass

D. S.

Verse 3

41

H  
M  
L

Look me up in the yel-low pa - ges You see through fads and your cra - zy phra - ses yeah.  
I will be your rock of a - ges. yeah.  
I will be your rock of a - ges. yeah.

E♭

F A♭/F B♭/F A♭/F B♭/F F E♭/F

P.A.

Synth

Gtr.  
Harmonics heavy distortion

Bass

D. S.

# Let me entertain you 7

Chorus-LIGHT Combo Eb

## Chorus 3

53

H  
tired of your tea-chers and your school's a drag. You're not go-ing end up like your mum and dad. So come on let me

M  
tired of your tea-chers and your school's a drag. You're not go-ing end up like your mum and dad. So come on let me

L  
tired of your tea-chers and your school's a drag. You're not go-ing end up like your mum and dad. So come on let me

Eb

P.A.  
F(no3rd) /E<sup>b</sup> /D F(no3rd) F

Synth

Gtr.  
53 Fill

Bass

D. S.

58

H  
en - ter - tain you! let me en - ter - tain

M  
en - ter - tain you! let me en - ter - tain

L  
en - ter - tain you! let me en - ter - tain

Eb

P.A.  
A<sup>b</sup> B<sup>b</sup> E<sup>b</sup>/B<sup>b</sup> B<sup>b</sup> F F A<sup>b</sup>

Synth

Gtr.  
58

Bass

D. S.

Let me entertain you 9  
Chorus-LIGHT Combo Eb

Interlude 1

72

H  
taste the lows. So come on.

M  
taste the lows. So come on.

L  
taste the lows. So come on.

E♭

P.A  
F(no3rd) F A♭/F B♭/F E♭/B♭ B♭

Synth

72  
Gtr. Overdrive/muted

Bass

D. S.

76

H  
So come on.

M  
So come on.

L  
So come on.

E♭

P.A  
F F A♭/F B♭/F E♭/B♭ B♭/F

Synth

76  
Gtr.

Bass

D. S.

# Let me entertain you 11

Chorus-LIGHT Combo Eb

## Interlude 2

90

H  
en - ter - tain you! Naah

M  
en - ter - tain you! Come on come on come on come on,

L  
en - ter - tain you! Come on come on come on come on,

Eb

P.A.  
A<sup>b</sup> B<sup>b</sup> E<sup>b</sup>/B<sup>b</sup> B<sup>b</sup> F F(no3rd)

Synth

Gtr.  
90 Harmonics heavy distortion

Bass

D. S.

94

H  
Naah Comon comeon come on come on,

M  
Come on come on come on come on, Come on come on come on come on, Comon comeon come on come on,

L  
Come on come on come on come on, Come on come on come on come on, Comon comeon come on come on,

Eb

P.A.  
/E<sup>b</sup> /D F(no3rd) F(no3rd)

Synth  
Brass-Sax-section

Gtr.  
94

Bass

D. S.

# Let me entertain you 13

Chorus-LIGHT Combo Eb

Coda

106

H  
tain. \_\_\_\_\_ Let me en - ter - tain \_\_\_\_\_

M  
tain. \_\_\_\_\_ Let me en - ter - tain \_\_\_\_\_

L  
tain. \_\_\_\_\_ Let me en - ter - tain \_\_\_\_\_

Eb

P.A.  
A(no3rd) B(no3rd) F(no3rd) F(no3rd)

Synth

Gtr.  
106

Bass

D. S.

110

H  
\_\_\_\_\_ you! \_\_\_\_\_ Let me en - ter - tain \_\_\_\_\_ you! \_\_\_\_\_ Let me en - ter - tain \_\_\_\_\_

M  
\_\_\_\_\_ you! \_\_\_\_\_ Let me en - ter - tain \_\_\_\_\_ you! \_\_\_\_\_ Let me en - ter - tain \_\_\_\_\_

L  
\_\_\_\_\_ you! \_\_\_\_\_ Let me en - ter - tain \_\_\_\_\_ you! \_\_\_\_\_ Let me en - ter - tain \_\_\_\_\_

Eb

P.A.  
A(no3rd) B(no3rd) F(no3rd) F(no3rd)

Synth

Gtr.  
110

Bass

D. S.

Rock ♩ = 125

**Chorus-LIGHT 4 extra staves**  
**Let me entertain you**

*Words and Music by Robert Williams and Guy Chambers*  
*Arranged by Frank de Vreeze*  
*Original Key*

*Intro*

HIGH  
MID  
LOW

1  
2  
3  
4

F A $\flat$ /F B $\flat$ /F A $\flat$ /F B $\flat$ /F E $\flat$ /F F A $\flat$ /F B $\flat$ /F A $\flat$ /F B $\flat$ /F E $\flat$ /F F

Rock organ

Synthesizer

Guitar Harmonies heavy distortion

Bass Guitar

Drum Set 24 Percussionist plays breathing till end

*Versel 1*

Hell is gone and hea-ven's here, — there's  
Hell is gone and hea-ven's here, — there's  
Hell is gone and hea-ven's here, — there's

Distortion

Let me entertain you 3  
Chorus-LIGHT 4 extra staves

Chorus 1

16

H  
dear. So come on let me en - ter - tain you

M  
dear. So come on let me en - ter - tain you

L  
dear. So come on let me en - ter - tain you

1  
1

2  
2

3  
3

4  
4

P.A.  
F F A<sup>b</sup> B<sup>b</sup> E<sup>b</sup>/B<sup>b</sup> B<sup>b</sup> F F A<sup>b</sup>

Synth  
Fill

Gtr.  
16

Bass

D.S.

Let me entertain you 5  
Chorus-LIGHT 4 extra staves

29

**Chorus 2**

H se - pa - rate your right from wrongs. — Come and sing — a di - ff'rent song, — The ket - tles on so don't — be long — Mon cher. So come on let me — en - ter - tain —

M se - pa - rate your right from wrongs. — Come and sing — a di - ff'rent song, — The ket - tles on so don't — be long — Mon cher. So come on let me — en - ter - tain —

L se - pa - rate your right from wrongs. — Come and sing — a di - ff'rent song, — The ket - tles on so don't — be long — Mon cher. So come on let me — en - ter - tain —

1

2

3

4

P.A. F A $\flat$ /F B $\flat$ /F A $\flat$ /F B $\flat$ /F F F A $\flat$

Synth

Gtr.

Bass

D.S.

29

FILL

Let me entertain you 7  
Chorus-LIGHT 4 extra staves

42

H  
M  
L

You see through fads and your tra - zy phra - ses yeah.  
I will be — your rock — of a — ges.  
I will be — your rock — of a — ges.

yeah.  
yeah.  
yeah.

Little Bo Peep has lost his sheep — he popped a pill — and — a-sleep. — The  
Little Bo Peep has lost his sheep — he popped a pill — and — a-sleep. — The  
Little Bo Peep has lost his sheep — he popped a pill — and — a-sleep. — The

1  
2  
3  
4

A $\flat$ /F B $\flat$ /F A $\flat$ /F B $\flat$ /F F E $\flat$ /F F A $\flat$ /F

P.A.  
Synth  
Gtr.  
Bass  
D.S.

Let me entertain you 9  
Chorus-LIGHT 4 extra staves

53

**Chorus 3**

H  
tired of your tea-chers and your schools a drag— You're not go-ing end— up like your mum and dad— So come on let me en-ter-tain—

M  
tired of your tea-chers and your schools a drag— You're not go-ing end— up like your mum and dad— So come on let me en-ter-tain—

L  
tired of your tea-chers and your schools a drag— You're not go-ing end— up like your mum and dad— So come on let me en-ter-tain—

1  
2  
3  
4

P.A.  
F (m3rd) /Eb /D F (m3rd) F Ab

Synth  
Fill

Gtr.  
53

Bass

D.S.

Let me entertain you 1 I  
 Chorus-LIGHT 4 extra staves

66

H out - ta sigh! — but he can't be here so come a - round — to - night. — Here is the place where the feel - ing grows. — you got - ta get high — be - fore you

M out - ta sigh! — but he can't be here so come a - round — to - night. — Here is the place where the feel - ing grows. — you got - ta get high — be - fore you

L out - ta sigh! — but he can't be here so come a - round — to - night. — you got - ta get high — be - fore you

1

2

3

4

P.A. /E<sup>b</sup> /D F (no3rd) F (no3rd) /E<sup>b</sup> /D

Synth

Gtr.

Bass

D.S.

Let me entertain you 13  
Chorus-LIGHT 4 extra staves

77

H  
M  
L

1  
2  
3  
4

F A<sup>b</sup>/F B<sup>b</sup>/F E<sup>b</sup>/B<sup>b</sup> B<sup>b</sup>/F F F A<sup>b</sup>

Synth

Gtr.

Bass

D.S.

Chorus 4

oooh let me en - ter - tain -

oooh let me en - ter - tain -

Oooh let me en - ter - tain -

Interlude 2

90

H en - ter - tain — you! — Naah —

M en - ter - tain — you! — Come on — come on — come on, —

L en - ter - tain — you! — Come on — come on — come on, —

1

2

3

4

P.A. A<sup>b</sup> B<sup>b</sup> E<sup>b</sup>/B<sup>b</sup> B<sup>b</sup> F F (no3rd) /E<sup>b</sup>

Synth

Gtr. Harmonics heavy distortion

Bass

D.S.

Let me entertain you 17  
Chorus-LIGHT 4 extra staves

*Instr. Solo*

The musical score is arranged in a standard format with vocal staves at the top and instrumental staves below. The vocal staves are labeled H (High), M (Medium), and L (Low). The instrumental staves are labeled P.A., Synth, Gtr., Bass, and D.S. (Drum Set). The score includes lyrics and chord markings. The lyrics are: "yeah yeah yeah let me en-ter - yeah yeah yeah let me en-ter - yeah yeah yeah let me en-ter -". The chord markings are: F(m03rd), Ak(m03rd), Bk(m03rd), and F(m03rd). The score is marked with a "100" at the beginning of the instrumental staves, indicating the start of the instrumental solo. The score is also marked with "1", "2", "3", and "4" at the beginning of the instrumental staves, indicating the start of the instrumental solo. The score is also marked with "8" at the beginning of the L vocal staff, indicating the start of the instrumental solo.



Chorus-LIGHT small Combo

# Let me entertain you

Words and Music by Robert Williams and Guy Chambers

Arranged by Frank de Vreeze

Original Key

Rock ♩ = 125

### Intro

HIGH

MID

LOW

F A<sup>b</sup>/F B<sup>b</sup>/F A<sup>b</sup>/F B<sup>b</sup>/F F E<sup>b</sup>/F F

Piano Adv.

Guitar  
Harmonics heavy distortion

Bass Guitar

Drum Set  
2d Percussionist plays beating till end

Let me entertain you 3  
Chorus-LIGHT small Combo

13

H  
I'm a bur-ning ef-fi-gy of e-v'ry-thing I used to be you're my rock of em - pa - thy, my

M  
I'm a bur-ning ef-fi-gy of e-v'ry-thing I used to be you're my rock of em - pa - thy, my

L  
I'm a bur-ning ef-fi-gy of e-v'ry-thing I used to be you're my rock of em - pa - thy, my

P.A  
F A $\flat$ /F B $\flat$ /F A $\flat$ /F B $\flat$ /F

Gtr.  
13

Bass

D. S.

Chorus 1

16

H  
dear. So come on let me en - ter - tain you!

M  
dear. So come on let me en - ter - tain you!

L  
dear. So come on let me en - ter - tain you!

P.A  
F F A $\flat$  B $\flat$  E $\flat$ /B $\flat$  B $\flat$

Gtr.  
16  
Fill

Bass

D. S.

Let me entertain you 5  
Chorus-LIGHT small Combo

27

H  
Hea - ven knows you mo - ther lied — Mon cher. se - pa - rate your right from wrongs. —

M  
Hea - ven knows you mo - ther lied — Mon cher. se - pa - rate your right from wrongs. —

L  
Hea - ven knows you mo - ther lied — Mon cher. se - pa - rate your right from wrongs. —

P.A.  
B<sup>b</sup>/F A<sup>b</sup>/F B<sup>b</sup>/F F E<sup>b</sup>/F F

Gtr.  
27

Bass

D. S.

30

H  
Come and sing — a di - ff'rent song, — The ket - tle's on so don't — be long — Mon cher. So come on

M  
Come and sing — a di - ff'rent song, — The ket - tle's on so don't — be long — Mon cher. So come on

L  
Come and sing — a di - ff'rent song, — The ket - tle's on so don't — be long — Mon cher. So come on

P.A.  
A<sup>b</sup>/F B<sup>b</sup>/F A<sup>b</sup>/F B<sup>b</sup>/F F

Gtr.  
30  
Fill

Bass

D. S.



Let me entertain you 9  
Chorus-LIGHT small Combo

53

H  
tired of your tea- chers and your school's a drag. — You're not go - ing end — up like your

M  
tired of your tea- chers and your school's a drag. — You're not go - ing end — up like your

L  
tired of your tea- chers and your school's a drag. — You're not go - ing end — up like your

P.A.  
F(no3rd) /E<sup>b</sup> /D

Gtr.  
53

Bass

D. S.

*Chorus 3*

56

H  
mum and dad. — So come on let me — en - ter - tain —

M  
mum and dad. — So come on let me — en - ter - tain —

L  
mum and dad. — So come on let me — en - ter - tain —

P.A.  
F(no3rd) F A<sup>b</sup>

Gtr.  
56 *Fill*

Bass

D. S.

Let me entertain you 11  
Chorus-LIGHT small Combo

66

H  
out - ta sight, but he can't be here so come a - round to - night.

M

L  
out - ta sight, but he can't be here so come a - round to - night.

P.A.  
/E<sup>b</sup> /D F(no3rd)

Gtr.  
66

Bass

D. S.

69

H  
Here is the place where the feel - ing grows, you got - ta get high be - fore you

M  
Here is the place where the feel - ing grows, you got - ta get high be - fore you

L  
Here is the place where the feel - ing grows, you got - ta get high be - fore you

P.A.  
F(no3rd) /E<sup>b</sup> /D

Gtr.  
69

Bass

D. S.

Let me entertain you 13  
Chorus-LIGHT small Combo

78

H  
M  
L

ooh  
Ooh  
Ooh

P.A.

A<sup>b</sup>/F B<sup>b</sup>/F E<sup>b</sup>/B<sup>b</sup> B<sup>b</sup>/F F

Gtr.

Bass

D. S.

**Chorus 4**

81

H  
M  
L

let me en - ter - tain you!  
let me en - ter - tain you!  
let me en - ter - tain you!

F A<sup>b</sup> B<sup>b</sup> E<sup>b</sup>/B<sup>b</sup> B<sup>b</sup> F

Gtr.

Bass

D. S.

Let me entertain you 15  
Chorus-LIGHT small Combo

Interlude 2

93

H

M

L

8

Naah

Come on come on come on \_\_\_ come on, \_\_\_

Come on come on come on \_\_\_ come on, \_\_\_

F(no3rd) /E<sup>b</sup>

P.A

Harmonics heavy distortion

Gtr.

93

Bass

D. S.

95

H

M

L

8

Naah

Come on come on come on \_\_\_ come on, \_\_\_

Come on come on come on \_\_\_ come on, \_\_\_

/D F(no3rd)

P.A

Gtr.

95

Bass

D. S.

Let me entertain you 17  
Chorus-LIGHT small Combo

102

H

M

L

P.A.

Chords:  $A^b(\text{no3rd})$     $B^b(\text{no3rd})$     $F(\text{no3rd})$

Gtr.

Bass

D. S.

105

H

M

L

P.A.

Chords:  $F(\text{no3rd})$     $A^b(\text{no3rd})$     $B^b(\text{no3rd})$

Gtr.

Bass

D. S.

yeah yeah yeah let me en - ter - tain.

yeah yeah yeah let me en - ter tain.

yeah yeah yeah let me en - ter - tain.

yeah yeah yeah let me en - ter - tain.

Let me entertain you 19  
Chorus-LIGHT small Combo

114

H  
you! Let me en - ter - tain

M  
you! Let me en - ter - tain

L  
you! Let me en - ter - tain

P.A  
A<sup>b</sup>(no3rd) B<sup>b</sup>(no3rd) F(no3rd)

Gtr.  
114

Bass

D. S.

Detailed description: This is a musical score for a small combo. It features five vocal parts: Soprano (H), Alto (M), Tenor (L), Piano Accompaniment (P.A), and Drums (D.S.). The vocal parts have lyrics: 'you! Let me en - ter - tain'. The piano accompaniment includes chord markings: A<sup>b</sup>(no3rd), B<sup>b</sup>(no3rd), and F(no3rd). The guitar part (Gtr.) has a measure number 114. The bass and drums parts are also present. The score is in a key with one flat and a common time signature.

Rock ♩ = 125

Intro

Chorus-LIGHT small Combo extra staves

# Let me entertain you

Words and Music by *Robbert Williams and Guy Chambers*

Arranged by *Frank de Vreeze*  
Original Key

HIGH  
 MIDD  
 LOW

1  
2

F A<sup>b</sup>/F B<sup>b</sup>/F A<sup>b</sup>/F B<sup>b</sup>/F F E<sup>b</sup>/F F A<sup>b</sup>/F B<sup>b</sup>/F A<sup>b</sup>/F B<sup>b</sup>/F F E<sup>b</sup>/F

Piano Adv.  
 Guitars  
 Bass Guitar  
 Drum Set

Harmonics heavy distortion  
 2d Percussionist plays  
 beating till end  
 Distortion

13

H I'm a bur-ning ef-fi-gy of e-vry-thing I used to be you're my rock of em - pa-ty my dear. So come on

M I'm a bur-ning ef-fi-gy of e-vry-thing I used to be you're my rock of em - pa-ty my dear. So come on

L I'm a bur-ning ef-fi-gy of e-vry-thing I used to be you're my rock of em - pa-ty my dear. So come on

1

2

P.A. F A<sup>b</sup>/F B<sup>b</sup>/F A<sup>b</sup>/F B<sup>b</sup>/F F

Gtr. 13

Bass

D. S.

Fill

Let me entertain you 5  
Chorus-LIGHT small Combo extra staves

Verse 2

22

H — en - ter - tain — you! —

M — en - ter - tain — you! —

L — en - ter - tain — you! —

8

1

2

Life's too short for you to die, — so

Life's too short for you to die, — so

22

P.A. A<sup>b</sup> B<sup>b</sup> E<sup>b</sup>/B<sup>b</sup> B<sup>b</sup> F F A<sup>b</sup>/F B<sup>b</sup>/F F

22

Gtr. *Harmonics heavy distortion*

Bass

D.S.

Let me entertain you 7  
 Chorus-LIGHT small Combo extra staves

Chorus 2

30

H  
 Come and sing — a di - f'rent song; — The ket-tle's on so don't — be long — Mon cher.  
 So come on let me —

M  
 Come and sing — a di - f'rent song; — The ket-tle's on so don't — be long — Mon cher.  
 So come on let me —

L  
 Come and sing — a di - f'rent song; — The ket-tle's on so don't — be long — Mon cher.  
 So come on let me —

1  
 2

P.A.  
 A $\flat$ /F B $\flat$ /F A $\flat$ /F B $\flat$ /F F F  
 Fill

Gtr.  
 30

Bass

D. S.



Bridge 1

47  
 H dew is wet but the grass is sweet, — my dear. Your mind gets burned with the hab-bits you've learned. — But  
 M dew is wet but the grass is sweet, — my dear. Your mind gets burned with the hab-bits you've learned. — But  
 L dew is wet but the grass is sweet, — my dear. Your mind gets burned with the hab-bits you've learned. — But

1  
 2

P.A.  
 B $\flat$ /F A $\flat$ /F B $\flat$ /F F F (no3rd) /E $\flat$

Gtr. 47  
 Fill

Bass

D.S.

Chorus 3

55

H not go - ing end — up like your mum and dad. — So come on let me — en - ter - tain — you!

M not go - ing end — up like your mum and dad. — So come on let me — en - ter - tain — you!

L not go - ing end — up like your mum and dad. — So come on let me — en - ter - tain — you!

8

1

2

P.A.

/D F (no3rd) F A<sup>b</sup> B<sup>b</sup> E<sup>b</sup>/B<sup>b</sup> B<sup>b</sup>

Fill

Gtr. 55

Bass

D. S.

Bridge 2

H <sup>65</sup>  
He may be good he may be out - ta sigh! — but he can't be here so come a - round — to - night —

M  
He may be good he may be out - ta sigh! — but he can't be here so come a - round — to - night —

L <sup>8</sup>  
He may be good he may be out - ta sigh! — but he can't be here so come a - round — to - night —

1

2

F (no3rd) /E<sub>b</sub> /D F (no3rd)

P.A.  
Musical notation for Piano/Arrangement part, including chords and melodic lines.

Gtr. <sup>65</sup>  
Musical notation for Guitar part, including chords and melodic lines.

Bass  
Musical notation for Bass part, including chords and melodic lines.

D. S.  
Musical notation for Drums part, including rhythmic patterns.

Interlude 1

73

H  
M  
L

1  
2

P.A.

F A<sup>b</sup>/F B<sup>b</sup>/F E<sup>b</sup>/B<sup>b</sup> B<sup>b</sup> F

Gtr. Overdrive/muted

Bass

D. S.

So come on.  
So come on.  
So come on.

Chorus 4

H <sup>81</sup> let me \_\_\_\_\_ en - ter - tain \_\_\_\_\_ you! \_\_\_\_\_ let me \_\_\_\_\_  
 M let me \_\_\_\_\_ en - ter - tain \_\_\_\_\_ you! \_\_\_\_\_ let me \_\_\_\_\_  
 L let me \_\_\_\_\_ en - ter - tain \_\_\_\_\_ you! \_\_\_\_\_ let me \_\_\_\_\_  
 1  
 2  
 P.A. F A<sup>b</sup> B<sup>b</sup> E<sup>b</sup>/B<sup>b</sup> B<sup>b</sup> F F  
 Gtr. <sup>81</sup>  
 Bass  
 D. S.

Interlude 2

91

H — you! — Naah —

M — you! — Come on come on — come on, — Come on come on come on — come on, —

L — you! — Come on come on come on — come on, — Come on come on come on — come on, —

1

2

P.A. B $\flat$  E $\flat$ /B $\flat$  B $\flat$  F F (no3rd) /E $\flat$

Gtr. 91

Bass

D.S.

91

Harmonics heavy distortion

Let me entertain you 23  
 Chorus-LIGHT small Combo extra staves

*Instr. Solo*

98

H  
 Come on come on come on — come on, —  
 Come on come on come on — come on, —

M  
 Come on come on come on — come on, —  
 Come on come on come on — come on, —

L  
 Come on come on come on — come on, —  
 Come on come on come on — come on, —

1  
 2

P.A.  
 /E<sup>b</sup> /D F (no3rd) F (no3rd)  
 Fill

Gtr.  
 98

Bass

D. S.

Let me entertain you 25  
Chorus-LIGHT small Combo extra staves

Coda

106

H  
tain...  
Let me en - ter - tain -

M  
tain...  
Let me en - ter - tain -

L  
tain...  
Let me en - ter - tain -

1  
2

P.A.  
A<sup>b</sup>(no3rd) B<sup>b</sup>(no3rd) F (no3rd) F (no3rd)

Gtr.  
106

Bass

D.S.



Chorus-LIGHT Piano advanced

# Let me entertain you

Words and Music by Robert Williams and Guy Chambers

Arranged by Frank de Vreeze

Original Key

Rock ♩ = 125

### Intro

HIGH

MID

LOW

Piano Adv.

F A $\flat$ /F B $\flat$ /F A $\flat$ /F B $\flat$ /F F E $\flat$ /F F

### Verse 1

H

M

L

P.A.

A $\flat$ /F B $\flat$ /F A $\flat$ /F B $\flat$ /F F E $\flat$ /F F

Hell is gone and hea-ven's here, — there's

Hell is gone and hea-ven's here, — there's

Hell is gone and hea-ven's here, — there's

Let me entertain you 3  
Chorus-LIGHT Piano advanced

21

H  
let me \_\_\_\_\_ en - ter - tain \_\_\_\_\_ you! \_\_\_\_\_

M  
let me \_\_\_\_\_ en - ter - tain \_\_\_\_\_ you! \_\_\_\_\_

L  
let me \_\_\_\_\_ en - ter - tain \_\_\_\_\_ you! \_\_\_\_\_

P.A  
F A $\flat$  B $\flat$  E $\flat$ /B $\flat$  B $\flat$  F A $\flat$ /F B $\flat$ /F

Verse 2  
25

H  
Life's too short for you to die, \_\_\_\_\_ so grab your-self \_\_\_\_\_ an a - li-bi. \_\_\_\_\_ Hea - ven knows your mo - ther lied \_\_\_\_\_ Mon

M  
Life's too short for you to die, \_\_\_\_\_ so grab your-self \_\_\_\_\_ an a - li-bi. \_\_\_\_\_ Hea - ven knows your mo - ther lied \_\_\_\_\_ Mon

L  
Life's too short for you to die, \_\_\_\_\_ so grab your-self \_\_\_\_\_ an a - li-bi. \_\_\_\_\_ Hea - ven knows your mo - ther lied \_\_\_\_\_ Mon

P.A  
F A $\flat$ /F B $\flat$ /F A $\flat$ /F B $\flat$ /F

28

H  
cher. \_\_\_\_\_ se - pa - rate your right from wrongs. \_\_\_\_\_ Come and sing \_\_\_\_\_ a di - ff'rent song, \_\_\_\_\_ The

M  
cher. \_\_\_\_\_ se - pa - rate your right from wrongs. \_\_\_\_\_ Come and sing \_\_\_\_\_ a di - ff'rent song, \_\_\_\_\_ The

L  
cher. \_\_\_\_\_ se - pa - rate your right from wrongs. \_\_\_\_\_ Come and sing \_\_\_\_\_ a di - ff'rent song, \_\_\_\_\_ The

P.A  
F E $\flat$ /F F A $\flat$ /F

Let me entertain you 5  
Chorus-LIGHT Piano advanced

43

H  
see through fads and your cra - zy phra - ses yeah. Li-ttle Bo Peep has lost his sheep\_\_\_ he

M  
yeah. Li-ttle Bo Peep has lost his sheep\_\_\_ he

L  
yeah. Li-ttle Bo Peep has lost his sheep\_\_\_ he

P.A  
B<sup>b</sup>/F A<sup>b</sup>/F B<sup>b</sup>/F F E<sup>b</sup>/F F

46

H  
popped a pill\_\_\_ and\_\_\_ a-sleep. The dew is wet but the grass is sweet,\_\_\_ my dear.

M  
popped a pill\_\_\_ and\_\_\_ a-sleep. The dew is wet but the grass is sweet,\_\_\_ my dear.

L  
popped a pill\_\_\_ and\_\_\_ a-sleep. The dew is wet but the grass is sweet,\_\_\_ my dear.

P.A  
A<sup>b</sup>/F B<sup>b</sup>/F A<sup>b</sup>/F B<sup>b</sup>/F F

**Bridge 1**

49

H  
Your mind gets burned with the hab - bits you've learned. But we're the ge - ne - ra - tion that's

M  
Your mind gets burned with the hab - bits you've learned. But we're the ge - ne - ra - tion that's

L  
Your mind gets burned with the hab - bits you've learned. But we're the ge - ne - ra - tion that's

P.A  
F(no3rd) /E<sup>b</sup> /D

Let me entertain you 7  
Chorus-LIGHT Piano advanced

Bridge 2

64

H  
He may be good he may be out - ta sight, — but he can't be here so come a -

M

L  
He may be good he may be out - ta sight, — but he can't be here so come a -

P.A  
F F(no3rd) /E<sup>b</sup> /D

68

H  
round — to - night. — Here is the place where the feel - ing grows, — you

M  
Here is the place where the feel - ing grows, — you

L  
round — to - night. — you

P.A  
F(no3rd) F(no3rd) /E<sup>b</sup>

Interlude 1

71

H  
got - ta get high — be - fore you taste the lows. — So come on.

M  
got - ta get high — be - fore you taste the lows. — So come on.

L  
got - ta get high — be - fore you taste the lows. — So come on.

P.A  
/D F(no3rd) F A<sup>b</sup>/F

Let me entertain you 9  
Chorus-LIGHT Piano advanced

Interlude 2

90

H  
en - ter - tain you! Naah

M  
en - ter - tain you! Come on come on come on come on,

L  
en - ter - tain you! Come on come on come on come on,

P.A  
A<sup>b</sup> B<sup>b</sup> E<sup>b</sup>/B<sup>b</sup> B<sup>b</sup> F F(no3rd)

94

H  
Naah

M  
Come on come on come on come on, Come on come on come on come on,

L  
Come on come on come on come on, Come on come on come on come on,

P.A  
/E<sup>b</sup> /D F(no3rd)

97

H  
Come on come on come on come on, Come on come on come on come on,

M  
Come on come on come on come on, Come on come on come on come on,

L  
Come on come on come on come on, Come on come on come on come on,

P.A  
F(no3rd) /E<sup>b</sup>

Let me entertain you 11  
Chorus-LIGHT Piano advanced

110

H  
you! Let me en - ter - tain you!

M  
you! Let me en - ter - tain you!

L  
you! Let me en - ter - tain you!

P.A  
A<sup>b</sup>(no3rd) B<sup>b</sup>(no3rd) F(no3rd)

113

H  
Let me en - ter - tain you! Let me en - ter - tain

M  
Let me en - ter - tain you! Let me en - ter - tain

L  
Let me en - ter - tain you! Let me en - ter - tain

P.A  
F(no3rd) A<sup>b</sup>(no3rd) B<sup>b</sup>(no3rd) F(no3rd)



Chorus-LIGHT Piano moderated

# Let me entertain you

Words and Music by Robert Williams and Guy Chambers

Arranged by Frank de Vreeze

Original Key

Rock ♩ = 125

### Intro

HIGH  
MID  
LOW

F A<sup>b</sup>/F B<sup>b</sup>/F A<sup>b</sup>/F B<sup>b</sup>/F F E<sup>b</sup>/F F A<sup>b</sup>/F

Piano Mod.

### Verse 1

H  
M  
L

Hell is gone and hea-ven's here, \_\_\_ there's no-thing left \_\_\_ for you \_\_\_ to fear. \_\_\_

Hell is gone and hea-ven's here, \_\_\_ there's no-thing left \_\_\_ for you \_\_\_ to fear. \_\_\_

Hell is gone and hea-ven's here, \_\_\_ there's no-thing left \_\_\_ for you \_\_\_ to fear. \_\_\_

B<sup>b</sup>/F A<sup>b</sup>/F B<sup>b</sup>/F F E<sup>b</sup>/F F A<sup>b</sup>/F

P. M

Let me entertain you 3  
Chorus-LIGHT Piano moderated

Verse 2

23

H  
— you! — Life's too short for you to die, — so grab your-self — an a - li-bi. —

M  
— you! — Life's too short for you to die, — so grab your-self — an a - li-bi. —

L  
— you! — Life's too short for you to die, — so grab your-self — an a - li-bi. —

P. M  
B<sup>b</sup> E<sup>b</sup>/B<sup>b</sup> B<sup>b</sup> F A<sup>b</sup>/F F A<sup>b</sup>/F

27

H  
Hea - ven knows your mo - ther lied — Mon cher. se - pa - rate your right from wrongs. —

M  
Hea - ven knows your mo - ther lied — Mon cher. se - pa - rate your right from wrongs. —

L  
Hea - ven knows your mo - ther lied — Mon cher. se - pa - rate your right from wrongs. —

P. M  
B<sup>b</sup>/F A<sup>b</sup>/F B<sup>b</sup>/F F E<sup>b</sup>/F F

30

H  
Come and sing — a di - ff'rent song, — The ket-tle's on so don't — be long — Mon cher. So come on

M  
Come and sing — a di - ff'rent song, — The ket-tle's on so don't — be long — Mon cher. So come on

L  
Come and sing — a di - ff'rent song, — The ket-tle's on so don't — be long — Mon cher. So come on

P. M  
A<sup>b</sup>/F B<sup>b</sup>/F A<sup>b</sup>/F B<sup>b</sup>/F F

Let me entertain you 5  
Chorus-LIGHT Piano moderated

45

H  
Li - ttle Bo Peep has lost his sheep — he popped a pill — and — a - sleep. — The

M  
Li - ttle Bo Peep has lost his sheep — he popped a pill — and — a - sleep. — The

L  
Li - ttle Bo Peep has lost his sheep — he popped a pill — and — a - sleep. — The

P. M  
F A<sup>b</sup>/F

47

H  
dew is wet but the grass is sweet, — my dear. Your mind gets burned with the

M  
dew is wet but the grass is sweet, — my dear. Your mind gets burned with the

L  
dew is wet but the grass is sweet, — my dear. Your mind gets burned with the

P. M  
B<sup>b</sup>/F A<sup>b</sup>/F B<sup>b</sup>/F F F(no3rd)

*Bridge 1*

50

H  
hab - bits you've learned. — But we're the ge - ne - ra - tion that's got to be heard. — You're

M  
hab - bits you've learned. — But we're the ge - ne - ra - tion that's got to be heard. — You're

L  
hab - bits you've learned. — But we're the ge - ne - ra - tion that's got to be heard. — You're

P. M  
/E<sup>b</sup> /D F(no3rd)

Let me entertain you 7  
Chorus-LIGHT Piano moderated

66

H  
out - ta sight, but he can't be here so come a - round to-night. Here is the place where the

M  
Here is the place where the

L  
out - ta sight, but he can't be here so come a - round to-night.

P. M  
/E $\flat$  /D F(no3rd) F(no3rd)

70

H  
feel - ing grows, you got-ta get high be-fore you taste the lows. So come on.

M  
feel - ing grows, you got-ta get high be-fore you taste the lows. So come on.

L  
you got-ta get high be-fore you taste the lows. So come on.

P. M  
/E $\flat$  /D F(no3rd) F

*Interlude 1*

74

H  
So come on.

M  
So come on.

L  
So come on.

P. M  
A $\flat$ /F B $\flat$ /F A $\flat$ /F B $\flat$ /F F E $\flat$ /F F A $\flat$ /F

Let me entertain you 9  
Chorus-LIGHT Piano moderated

Interlude 2

93

H Naah \_\_\_\_\_

M Come on come on come on \_\_\_\_\_ come on, \_\_\_\_\_ Come on come on come on \_\_\_\_\_ come on, \_\_\_\_\_

L Come on come on come on \_\_\_\_\_ come on, \_\_\_\_\_ Come on come on come on \_\_\_\_\_ come on, \_\_\_\_\_

P. M. F(no3rd) /E $\flat$

95

H Naah \_\_\_\_\_ Come on come on come on \_\_\_\_\_ come on, \_\_\_\_\_

M Come on come on come on \_\_\_\_\_ come on, \_\_\_\_\_ Come on come on come on \_\_\_\_\_ come on, \_\_\_\_\_

L Come on come on come on \_\_\_\_\_ come on, \_\_\_\_\_ Come on come on come on \_\_\_\_\_ come on, \_\_\_\_\_

P. M. /D F(no3rd) F(no3rd)

98

H Come on come on come on \_\_\_\_\_ come on, \_\_\_\_\_ Come on come on come on \_\_\_\_\_ come on, \_\_\_\_\_

M Come on come on come on \_\_\_\_\_ come on, \_\_\_\_\_ Come on come on come on \_\_\_\_\_ come on, \_\_\_\_\_

L Come on come on come on \_\_\_\_\_ come on, \_\_\_\_\_ Come on come on come on \_\_\_\_\_ come on, \_\_\_\_\_

P. M. /E $\flat$  /D F(no3rd)

# Let me entertain you

Words and Music by *Robbert Williams and Guy Chambers*  
Arranged by *Frank de Vreeze*  
Original Key



Rock ♩ = 125

**Intro**

**Verse 1**

HIGH

MID

LOW

Hell is gone and hea-ven's here, \_\_\_ there's

Hell is gone and hea-ven's here, \_\_\_ there's

Hell is gone and hea-ven's here, \_\_\_ there's

10

H

M

L

no-thing left \_\_\_ for you \_\_\_ to fear. \_\_\_ Shake your arse come o - ver here \_\_\_ now

no-thing left \_\_\_ for you \_\_\_ to fear. \_\_\_ Shake your arse come o - ver here \_\_\_ now

no-thing left \_\_\_ for you \_\_\_ to fear. \_\_\_ Shake your arse come o - ver here \_\_\_ now

© www.ChorusOnline.com / 0031 (0) 6 - 41 57 77 56

Verse 2

23

H  
— you! — Life's too short for you to die, — so

M  
— you! — Life's too short for you to die, — so

L  
— you! — Life's too short for you to die, — so

26

H  
grab your-self — an a - li-bi. — Hea-ven knows your mo - ther lied — Mon

M  
grab your-self — an a - li-bi. — Hea-ven knows your mo - ther lied — Mon

L  
grab your-self — an a - li-bi. — Hea-ven knows your mo - ther lied — Mon

28

H  
cher. se - pa - rate your right from wrongs. —

M  
cher. se - pa - rate your right from wrongs. —

L  
cher. se - pa - rate your right from wrongs. —

Verse 3

41

H  
Look me up in the yel-low pa - ges You

M  
I will be \_\_\_ your rock \_\_\_ of a - ges.

L  
I will be \_\_\_ your rock \_\_\_ of a - ges.

43

H  
see through fads and your cra - zy phra - ses yeah.

M  
yeah.

L  
yeah.

45

H  
Li-ttle Bo Peep has lost his sheep \_\_\_ he popped a pill \_\_\_ and \_\_\_ a-sleep. \_\_\_ The

M  
Li-ttle Bo Peep has lost his sheep \_\_\_ he popped a pill \_\_\_ and \_\_\_ a-sleep. \_\_\_ The

L  
Li-ttle Bo Peep has lost his sheep \_\_\_ he popped a pill \_\_\_ and \_\_\_ a-sleep. \_\_\_ The

53

H  
tired of your tea - chers and your school's a drag. — You're

M  
tired of your tea - chers and your school's a drag. — You're

L  
8  
tired of your tea - chers and your school's a drag. — You're

**Chorus 3**

55

H  
not go - ing end — up like your mum and dad. — So come on let me —

M  
not go - ing end — up like your mum and dad. — So come on let me —

L  
8  
not go - ing end — up like your mum and dad. — So come on let me —

58

H  
— en - ter - tain — you! — let me — en - ter - tain —

M  
— en - ter - tain — you! — let me — en - ter - tain —

L  
8  
— en - ter - tain — you! — let me — en - ter - tain —

*Interlude 1*

72

H  
taste the lows. — So come on. So come on.

M  
taste the lows. — So come on. So come on.

L  
taste the lows. — So come on. So come on.

*Chorus 4*

80

H  
ooh let me — en-ter-tain — you! — let me —

M  
Ooh let me — en-ter-tain — you! — let me —

L  
Ooh let me — en-ter-tain — you! — let me —

*Chorus 5*

86

H  
— en-ter-tain — you! — So come on let me —

M  
— en-ter-tain — you! — So come on let me —

L  
— en-ter-tain — you! — So come on let me —

97

H  
Come on come on come on \_\_\_ come on, \_\_\_ Come on come on come on \_\_\_ come on, \_\_\_

M  
Come on come on come on \_\_\_ come on, \_\_\_ Come on come on come on \_\_\_ come on, \_\_\_

L  
8  
Come on come on come on \_\_\_ come on, \_\_\_ Come on come on come on \_\_\_ come on, \_\_\_

*Instr. Solo*

99

H  
Come on come on come on \_\_\_ come on, \_\_\_

M  
Come on come on come on \_\_\_ come on, \_\_\_

L  
8  
Come on come on come on \_\_\_ come on, \_\_\_

4

105

H  
yeah yeah yeah let me en - ter - tain. \_\_\_\_\_

M  
yeah yeah yeah let me en - ter tain. \_\_\_\_\_

L  
8  
yeah yeah yeah let me en - ter - tain. \_\_\_\_\_



C Instrument

# Let me entertain you

Words and Music by Robert Williams and Guy Chambers  
Arranged by Frank de Vreeze  
Original Key

Rock ♩ = 125

Intro

Verse 1

Chorus 1

Chorus 2

Verse 3

Bridge 1

Chorus 3

Bridge 2

Interlude 1

Chorus 4

Bb Instrument



# Let me entertain you

Words and Music by Robert Williams and Guy Chambers  
Arranged by Frank de Vreeze  
Original Key

Rock ♩ = 125

Intro

Verse 1

Chorus 1

Chorus 2

Musical notation for the first line, including measures 1-4 with 8-measure rests and the start of Chorus 2.

Musical notation for the second line, including measures 5-8 with 8-measure rests and the continuation of Chorus 2.

Verse 3

Musical notation for the third line, including measures 9-12 with 3-measure rests and Bridge 1.

Musical notation for the fourth line, including measures 13-16 with an 8-measure rest and Bridge 1.

Chorus 3  
Loco

Musical notation for the fifth line, including measures 17-20 with 8-measure rests and Chorus 3.

Bridge 2

Musical notation for the sixth line, including measures 21-24 with 8-measure rests and Bridge 2.

Interlude 1

Musical notation for the seventh line, including measures 25-28 with an 8-measure rest and Interlude 1.

Chorus 4  
Loco

Musical notation for the eighth line, including measures 29-32 with an 8-measure rest and Chorus 4.

© www.ChorusOnline.com / 0031 (0) 6 - 41 57 77 56

E♭ Instrument

**chorus**  
online

# Let me entertain you

Words and Music by Robert Williams and Guy Chambers  
Arranged by Frank de Vreeze  
Original Key

Rock ♩ = 125

Intro

Verse 1

Chorus 1

Chorus 2

Musical notation for the first line of the score, including the Intro, Verse 1, Chorus 1, and Chorus 2 sections. The key signature is one sharp (F#) and the time signature is 4/4. The Intro consists of 8 measures, Verse 1 of 8 measures, Chorus 1 of 8 measures, and Chorus 2 of 8 measures.

Musical notation for the second line of the score, continuing the Chorus 2 section. It starts at measure 35 and continues for 16 measures.

Verse 3

Bridge 1

Musical notation for the third line of the score, including Verse 3 and Bridge 1 sections. Verse 3 starts at measure 41 and consists of 3 measures. Bridge 1 starts at measure 44 and consists of 3 measures.

Musical notation for the fourth line of the score, continuing the Bridge 1 section. It starts at measure 52 and continues for 16 measures.

Chorus 3

Musical notation for the fifth line of the score, including Chorus 3 section. It starts at measure 57 and continues for 16 measures.

Bridge 2

Musical notation for the sixth line of the score, including Bridge 2 section. It starts at measure 63 and continues for 16 measures.

Interlude 1

Musical notation for the seventh line of the score, including Interlude 1 section. It starts at measure 68 and continues for 16 measures.

Chorus 4

Musical notation for the eighth line of the score, including Chorus 4 section. It starts at measure 78 and continues for 16 measures.

© www.ChorusOnline.com / 0031 (0) 6 - 41 57 77 56

# Let me entertain you

Words and Music by *Robbert Williams and Guy Chambers*  
Arranged by *Frank de Vreeze*  
Original Key

Rock ♩ = 125

## Intro

F Ab/F Bb/F Ab/F Bb/F F Eb/F

Musical notation for the first system of the Intro, measures 1-4. The score is in 4/4 time with a key signature of one flat (Bb). The right hand features a rhythmic pattern of eighth notes and chords, while the left hand plays a steady eighth-note accompaniment. Chords are indicated above the staff.

F Ab/F Bb/F Ab/F Bb/F F Eb/F

Musical notation for the second system of the Intro, measures 5-8. The notation continues from the first system, maintaining the same rhythmic and harmonic structure.

## Verse 1

F Ab/F Bb/F Ab/F Bb/F F Eb/F

Musical notation for the first system of Verse 1, measures 9-12. The structure is identical to the Intro section.

F Ab/F Bb/F Ab/F Bb/F F

Musical notation for the second system of Verse 1, measures 13-16. The notation continues from the first system of Verse 1.



Piano Moderated

# Let me entertain you

Words and Music by *Robbert Williams and Guy Chambers*  
Arranged by *Frank de Vreeze*  
Original Key

Rock ♩ = 125

### Intro

F                      Ab/F                      Bb/F                      Ab/F Bb/F F                      Eb/F

F                      Ab/F                      Bb/F                      Ab/F Bb/F F                      Eb/F

### Verse 1

F                      Ab/F                      Bb/F                      Ab/F Bb/F F                      Eb/F

### Chorus 1

F                      Ab/F                      Bb/F                      Ab/F Bb/F F                      F

# Let me entertain you


Words and Music by *Robbert Williams and Guy Chambers*  
Arranged by *Frank de Vreeze*  
Original Key

Rock ♩ = 125


Intro Rock organ



Verse 1




Chorus 1



Verse 2



Chorus 2



# Let me entertain you

Words and Music by *Robbert Williams and Guy Chambers*  
Arranged by *Frank de Vreeze*  
Original Key

Rock ♩ = 125

**Intro**

Harmonics heavy distortion

**Verse 1**

E<sup>b</sup>(no3rd) F(no3rd)

E<sup>b</sup>(no3rd) F(no3rd)

8 **Distortion**

**Chorus 1**

F(no3rd) A<sup>b</sup>(no3rd) B<sup>b</sup>(no3rd) E<sup>b</sup>(no3rd) B<sup>b</sup>(no3rd)

Fill

14

F(no3rd) F(no3rd) A<sup>b</sup>(no3rd) B<sup>b</sup>(no3rd) E<sup>b</sup>(no3rd) B<sup>b</sup>(no3rd) F(no3rd)

20

**Verse 2**

Harmonics heavy distortion

Fill

25

F(no3rd) A<sup>b</sup>(no3rd) B<sup>b</sup>(no3rd) E<sup>b</sup>(no3rd) B<sup>b</sup>(no3rd) F(no3rd)

**Chorus 2**

33

Bass Guitar

# Let me entertain you

Words and Music by Robert Williams and Guy Chambers  
Arranged by Frank de Vreeze  
Original Key



Rock ♩ = 125

Intro

Verse 1

Chorus 1

8 7 F

18 A<sup>b</sup> B<sup>b</sup> E<sup>b</sup>/B<sup>b</sup> F

22 A<sup>b</sup> B<sup>b</sup> F

Verse 2

26 A<sup>b</sup>/F B<sup>b</sup>/F F

29 A<sup>b</sup>/F B<sup>b</sup>/F

32 F A<sup>b</sup> B<sup>b</sup> E<sup>b</sup>/B<sup>b</sup>

Chorus 2

36 F A<sup>b</sup> B<sup>b</sup>

# Let me entertain you

Words and Music by Robert Williams and Guy Chambers  
Arranged by Frank de Vreeze  
Original Key

**Hi-Hat Pedal**  
Hi-Hat opened  
Hi-Hat Closed

**Snaredrum**  
Bassdrum  
Snare rim (click)

**Toms: High 1**  
High 2  
Mid  
Low

**Ride heavy**  
Ride light  
Ride cup

**Cymbal Crash**  
Cymbal Splash

**Triangle Open**  
Triangle Closed

**Claves**  
Conga High  
Conga Low

**Quiro**  
Tambourine

**Shakers (Maracas)**  
Bells

Rock ♩ = 125

**Intro** 2d Percussionist plays beating till end

**Verse 1**

9

**Chorus 1**

17

**Verse 2**

25

**Chorus 2**

33

# Let me entertain you

Words and Music by Robert Williams and Guy Chambers  
Arranged by Frank de Vreeze  
Original Key

Rock ♩ = 125

**Intro**

F A<sup>b</sup>/F B<sup>b</sup>/F A<sup>b</sup>/F B<sup>b</sup>/F F E<sup>b</sup>/F

5 F A<sup>b</sup>/F B<sup>b</sup>/F A<sup>b</sup>/F B<sup>b</sup>/F F E<sup>b</sup>/F

**Verse 1**

9 F A<sup>b</sup>/F

Hell is gone and hea-ven's here, there's no - thing left for you to fear.

11 B<sup>b</sup>/F A<sup>b</sup>/F F E<sup>b</sup>/F

Shake your arse come o - ver here now scream!

13 F A<sup>b</sup>/F

I'm a bur - ning ef - fi - gy of e - v'ry - thing I used to be

15 B<sup>b</sup>/F A<sup>b</sup>/F B<sup>b</sup>/F F

you're my rock of em - pa - thy, my dear. So come on

**Chorus 1**

17 F A<sup>b</sup> B<sup>b</sup> E<sup>b</sup>/B<sup>b</sup> B<sup>b</sup> F F

let me en - ter tain - you! let me



Empty paper

# Let me entertain you


Words and Music by *Robbert Williams and Guy Chambers*

Arranged by *Frank de Vreeze*

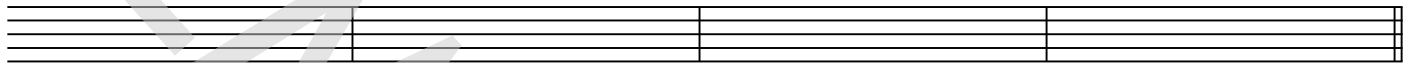
Original Key

Rock ♩ = 125

## Intro

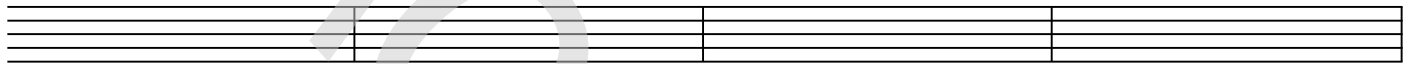


5




## Verse 1

9

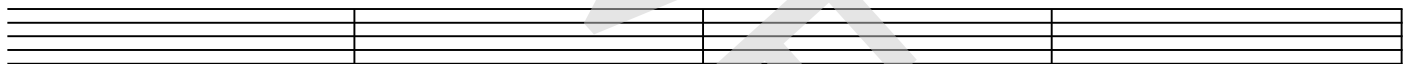


13

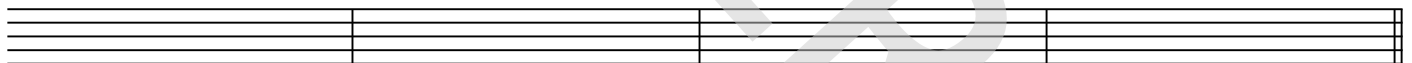


## Chorus 1

17

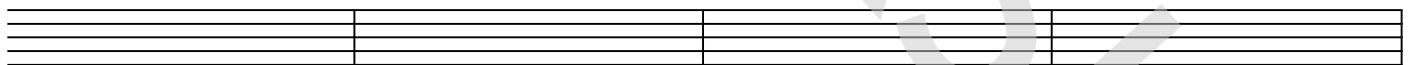


21

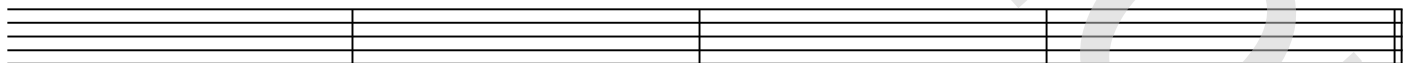


## Verse 2

25

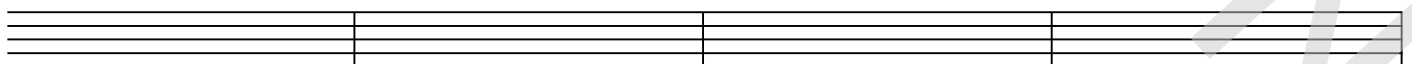


29



## Chorus 2

33



37

