



Free your mind - SSATB

Pag.

02	Full score combo C instrument
09	Full score combo Bb instrument
16	Full score combo Eb instrument
23	Full score combo 4 extra staves
34	Full score small combo
44	Full score small combo 2 extra staves
56	Full score vocals (SSATB) Piano Solo Advanced
65	Full score vocals (SSATB) Piano Solo Intermediate
74	Vocals (SSATB)
85	C instrument
86	Bb instrument
87	Eb instrument
88	Piano Combo
91	Piano Solo Advanced
94	Piano Solo Intermediate
97	Synthesizer
100	Guitar
102	Bassguitar
104	Drumkit
107	Percussion
110	Leadsheet (melody, lyrics, chords)
113	Lyrics



01 SSATB Combo C

Free your mind

- En Vogue -

Thomas McElroy & Denzil Foster
Theo Janssen
Original key A minor

Spoken:
Prejudice.
Wrote a song about it.
Like to hear it?
Here it go.

Intro Rock, with attitude ♩ = 100

Backtrack MP3:
We added 2 measures before "Free your mind!"

Verse 1

Sheet music for Soprano 1, Soprano 2, Alto, Tenor, Bass, C Instr., Piano Combo, Synthesizer, Guitar, Bass Guitar, Drum Set, and Percussion.

Soprano 1: Free your mind!

Soprano 2: Free your mind!

Alto: Free your mind!

Tenor: Free your mind!

Bass: Free your mind!

Body percussion: (stamp clap - stamp stamp - clap...continue optional)

Piano Combo: A m7, sim.

Synthesizer: Hammond Organ, sim.

Guitar: distortion, sim.

Bass Guitar: sim.

Drum Set: Drumcomputer

Percussion: Cowbell, Snare, Shaker

Free your mind 3

01 SSATB Combo C

Pre Chorus

23

S1 Ooh _____ Ah _____ Be - fore you can read me you got - ta

S2 Dah dah _____ dah dah _____ dah dah _____ dah dah _____ Dah dah _____ dah dah _____ dah dah _____ dah dah _____ you got - ta

A Ooh _____ Ah _____

T Dah dah _____ dah dah _____ dah dah _____ dah dah _____ Why, oh why must it be _____ this way, Dah dah _____ dah dah _____ dah dah _____ dah dah _____

B Ooh _____ Why, oh why must it be _____ this way, Ah _____

C *tenuto*
D^m C G/B G^m/B⁹ A^{m7} D^m C G/B G^m/B⁹

P.C.

Synth

Gtr.

Bass

D. S.

Perc.

Chorus 1

Verse 2

30

S1 learn how to see me, I said Free your mind and the rest will fol - low Be co - lor blind, don't be so shal - low So I'm a sis - tah _____ buy things with cash _____

S2 learn how to see me, I said Free your mind and the rest will fol - low Be co - lor blind, don't be so shal - low So I'm a sis - tah _____

A I said Free your mind and the rest will fol - low Be co - lor blind, don't be so shal - low So I'm a sis - tah _____ That

T _____ Free your mind and the rest will fol - low Be co - lor blind, don't be so shal - low That

B _____ Free your mind and the rest will fol - low Be co - lor blind, don't be so shal - low

C _____ A^{m7} *sim.* A^{m7}

P.C.

Synth

Gtr.

Bass

D. S.

Perc.

Free your mind 5

01 SSATB Combo C

Pre Chorus

57

S1 Ooh _____ Ah _____ Be - fore you can read me you got - ta

S2 Dah dah _____ dah dah _____ dah dah _____ dah dah _____ Dah dah _____ dah dah _____ dah dah _____ dah dah _____ you got - ta

A Ooh _____ Ah _____

T Dah dah _____ dah dah _____ dah dah _____ dah dah _____ Why, oh why must it be _____ this way. Dah dah _____ dah dah _____ dah dah _____ dah dah _____

B Ooh _____ Why, oh why must it be _____ this way. Ah _____

C *tenuto*
D^m C G/B G^m/B^b A^{m7} D^m C G/B G^m/B^b

P.C.

Synth

Gtr.

Bass

D. S.

Perc.

Chorus 2

Bridge

58

S1 learn how to see me, I said Free your mind and the rest will fol - low Be co - lor blind, don't be so shal - low be so shal - low Free your mind

S2 learn how to see me, I said Free your mind and the rest will fol - low Be co - lor blind, don't be so shal - low be so shal - low Free your mind

A I said Free your mind and the rest will fol - low Be co - lor blind, don't be so shal - low be so shal - low Free your mind

T _____ Free your mind and the rest will fol - low Be co - lor blind, don't be so shal - low be so shal - low

B _____ Free your mind and the rest will fol - low Be co - lor blind, don't be so shal - low be so shal - low

C _____ A^{m7}

P.C.

Synth

Gtr.

Bass

D. S.

Perc.

1. 2. 3. 4.

Free your mind 7

01 SSATB Combo C

87

S1 Be - fore you can read me you got - ta learn how to see me, I said

S2 — dah dah — dah dah you got - ta learn how to see me, I said

A read me see me, I said

T — dah dah — dah dah Why, oh why must it be — this way. read me see me, I said

B — Why, oh why must it be — this way. read me see me, I said

C *legato*
G/B G^m/B^b A^m7 D^m D⁹aug C G/B G^m/B^b

P.C.

Synth

Gtr.

Bass

D. S.

Perc.

88

S1 Free your mind and the rest will fol - low Be co - lor blind, don't be so shal - low be so shal - low Free your mind

S2 Free your mind and the rest will fol - low Be co - lor blind, don't be so shal - low be so shal - low Free your mind

A Free your mind and the rest will fol - low Be co - lor blind, don't be so shal - low be so shal - low Free your mind

T Free your mind and the rest will fol - low Be co - lor blind, don't be so shal - low be so shal - low Free your mind

B Free your mind and the rest will fol - low Be co - lor blind, don't be so shal - low be so shal - low

C A^m7

P.C.

Synth

Gtr. *Improvise Rock solo in repeats till end*

Bass

D. S.

Perc.

1. 2. 3. 4.



02 SSATB Combo Bb

Free your mind

- En Vogue -

Thomas McElroy & Denzil Foster
Theo Janssen
Original key A minor

Spoken:
Prejudice.
Wrote a song about it.
Like to hear it?
Here it go.

Rock, with attitude ♩ = 100

Intro

Backtrack MP3:
We added 2 measures before "Free your mind!"

Verse 1

Musical score for Soprano 1, Soprano 2, Alto, Tenor, Bass, Bb Instr., Piano Combo, Synthesizer, Guitar, Bass Guitar, Drum Set, and Percussion.

Soprano 1: Free your mind!

Soprano 2: Free your mind!

Alto: Free your mind!

Tenor: Free your mind!

Bass: Free your mind!

Body percussion: (stamp clap - stamp stamp - clap...continue optional)

Verse 1 lyrics: I wear tight clo-thing, high heeled shoes ____

Chords: A^{m7}, s̄m.

Instrumentation: Hammond Organ, distortion, Drumcomputer, Cowbell, Snare, Shaker.

Free your mind 3

02 SSATB Combo Bb

Pre Chorus

23

S1 Ooh _____ Ah _____ Be - fore you can read me you got - ta

S2 Dah dah _____ dah dah _____ dah dah _____ dah dah _____ you got - ta

A Ooh _____ Ah _____

T Dah dah _____ dah dah _____ dah dah _____ Why, oh why must it be _____ this way, Dah dah _____ dah dah _____ dah dah _____

B Ooh _____ Why, oh why must it be _____ this way, Ah _____

Bb *tenuto*

P.C. D^m C G/B G^m/B^b A^{m7} D^m C G/B G^m/B^b

Synth

Gr.

Bass

D. S.

Perc.

Chorus 1

Verse 2

30

S1 learn how to see me, I said Free your mind and the rest will fol - low Be co - lor blind, don't be so shal - low So I'm a sis - tah _____ buy things with cash _____

S2 learn how to see me, I said Free your mind and the rest will fol - low Be co - lor blind, don't be so shal - low So I'm a sis - tah _____

A I said Free your mind and the rest will fol - low Be co - lor blind, don't be so shal - low So I'm a sis - tah _____ That

T _____ Free your mind and the rest will fol - low Be co - lor blind, don't be so shal - low That

B _____ Free your mind and the rest will fol - low Be co - lor blind, don't be so shal - low

Bb

P.C. A^{m7} *sim.* A^{m7}

Synth

Gr. *sim.*

Bass *sim.*

D. S.

Perc.

Free your mind 5

02 SSATB Combo Bb

Pre Chorus

51

S1 Ooh _____ Ah _____ Be - fore you can read me you got - ta

S2 Dah dah _____ dah dah _____ dah dah _____ dah dah _____ Dah dah _____ dah dah _____ dah dah _____ dah dah _____ you got - ta

A Ooh _____ Ah _____

T Dah dah _____ dah dah _____ dah dah _____ dah dah _____ Why, oh why must it be _____ this way, Dah dah _____ dah dah _____ dah dah _____ dah dah _____

B Ooh _____ Why, oh why must it be _____ this way, Ah _____

Bb *tenuto*

P.C. D^m C G/B G^m/B^b A^m7 D^m C G/B G^m/B^b

Synth

Gtr.

Bass

D. S.

Perc.

Chorus 2

Bridge

58

S1 learn how to see me, I said Free your mind and the rest will fol - low Be co - lor blind, don't be so shal - low be so shal - low Free your mind

S2 learn how to see me, I said Free your mind and the rest will fol - low Be co - lor blind, don't be so shal - low be so shal - low Free your mind

A I said Free your mind and the rest will fol - low Be co - lor blind, don't be so shal - low be so shal - low Free your mind

T — Free your mind and the rest will fol - low Be co - lor blind, don't be so shal - low be so shal - low

B — Free your mind and the rest will fol - low Be co - lor blind, don't be so shal - low be so shal - low

Bb A^m7

P.C.

Synth

Gtr.

Bass

D. S.

Perc.

1. 2. 3. 4.

Free your mind 7

02 SSATB Combo Bb

Pre Chorus

80

S1 Ooh _____ Be - fore you can read me you got - ta

S2 Dah dah _____ dah dah _____ dah dah _____ dah dah _____ you got - ta

A Ooh _____ read me

T Dah dah _____ dah dah _____ dah dah _____ Why, oh why must it be _____ this way. read me

B Ooh _____ Why, oh why must it be _____ this way. read me

Bb *tenuto* *legato*
D^m C G/B G^m/B^b A^{m7} D^m D^baug C G/B G^m/B^b

P.C.
Synth
Gtr.
Bass
D. S.
Perc.

87

S1 learn how to see me, I said Free your mind and the rest will fol - low Be co - lor blind, don't be so shal - low be so shal - low Free your mind

S2 learn how to see me, I said Free your mind and the rest will fol - low Be co - lor blind, don't be so shal - low be so shal - low Free your mind

A see me, I said Free your mind and the rest will fol - low Be co - lor blind, don't be so shal - low be so shal - low Free your mind

T see me, I said Free your mind and the rest will fol - low Be co - lor blind, don't be so shal - low be so shal - low

B see me, I said Free your mind and the rest will fol - low Be co - lor blind, don't be so shal - low be so shal - low

Bb A^{m7}

P.C.
Synth
Gtr. *Improvise Rock solo in repeats till end*
Bass
D. S.
Perc.

1. 2. 3. 4.



03 SSATB Combo Eb

Free your mind

- En Vogue -

Thomas McElroy & Denzil Foster
Theo Janssen
Original key A minor

Spoken:
Prejudice.
Wrote a song about it.
Like to hear it?
Here it go.

Intro
Rock, with attitude ♩ = 100
Backtrack MP3:
We added 2 measures before "Free your mind!"

Verse 1

Soprano 1
Free your mind!

Soprano 2
Free your mind!

Alto
Free your mind! I wear tight clo-thing, high heeled shoes ____

Tenor
Free your mind! Body percussion:
(stamp clap - stamp stamp - clap...continue optional)

Bass
Free your mind! Body percussion:
(stamp clap - stamp stamp - clap...continue optional)

Eb Instr.

Piano Combo
A m7 sim.

Synthesizer
Hammond Organ sim.

Guitar
distortion sim.

Bass Guitar
sim.

Drum Set

Percussion
Drumcomputer, Cowbell, Snare, Shaker

Free your mind 3

03 SSATB Combo Eb

Pre Chorus

23

S1 Ooh _____ Ah _____ Be - fore you can read me you got - ta

S2 Dah dah _____ dah dah _____ dah dah _____ dah dah _____ Dah dah _____ dah dah _____ dah dah _____ dah dah _____ you got - ta

A Ooh _____ Ah _____

T Dah dah _____ dah dah _____ dah dah _____ dah dah _____ Why, oh why must it be _____ this way, Dah dah _____ dah dah _____ dah dah _____ dah dah _____

B Ooh _____ Why, oh why must it be _____ this way, Ah _____

Eb *temo*

PC. D^m C G/B G^m/B^b A^{m7} D^m C G/B G^m/B^b

Synth

Gtr.

Bass

D. S.

Perc.

Chorus 1

Verse 2

30

S1 learn how to see me, I said Free your mind and the rest will fol - low Be co - lor blind, don't be so shal - low So I'm a sis - tah _____ buy things with cash _____

S2 learn how to see me, I said Free your mind and the rest will fol - low Be co - lor blind, don't be so shal - low So I'm a sis - tah _____

A I said Free your mind and the rest will fol - low Be co - lor blind, don't be so shal - low So I'm a sis - tah _____ That

T _____ Free your mind and the rest will fol - low Be co - lor blind, don't be so shal - low That

B _____ Free your mind and the rest will fol - low Be co - lor blind, don't be so shal - low

Eb

PC. A^{m7} *sim.* A^{m7}

Synth

Gtr. *sim.*

Bass *sim.*

D. S.

Perc.

Free your mind 5

03 SSATB Combo Eb

Pre Chorus

51

S1 Ooh _____ Ah _____ Be - fore you can read me you got - ta

S2 Dah dah _____ dah dah _____ dah dah _____ dah dah _____ Dah dah _____ dah dah _____ dah dah _____ dah dah _____ you got - ta

A Ooh _____ Ah _____

T Dah dah _____ dah dah _____ dah dah _____ dah dah _____ Why, oh why must it be _____ this way. Dah dah _____ dah dah _____ dah dah _____ dah dah _____

B Ooh _____ Why, oh why must it be _____ this way. Ah _____

Eb *temto*

PC. D^m C G/B G^m/B^b A^m7 D^m C G/B G^m/B^b

Synth

Gtr.

Bass

D. S.

Perc.

Chorus 2

Bridge

58

S1 learn how to see me, I said Free your mind and the rest will fol - low Be co - lor blind, don't be so shal - low be so shal - low Free your mind

S2 learn how to see me, I said Free your mind and the rest will fol - low Be co - lor blind, don't be so shal - low be so shal - low Free your mind

A I said Free your mind and the rest will fol - low Be co - lor blind, don't be so shal - low be so shal - low Free your mind

T _____ Free your mind and the rest will fol - low Be co - lor blind, don't be so shal - low be so shal - low

B _____ Free your mind and the rest will fol - low Be co - lor blind, don't be so shal - low be so shal - low

Eb

PC. A^m7

Synth

Gtr.

Bass

D. S.

Perc.

Free your mind 7
03 SSATB Combo Eb

Pre Chorus

80

S1 Ooh Be - fore you can read me you got - ta

S2 Dah dah dah dah dah dah dah dah you got - ta

A Ooh read me

T Dah dah dah dah Why, oh why must it be _ this way read me

B Ooh Why, oh why must it be _ this way read me

Eb *tenuto* *legato*
D^m C G/B G^m/B⁺ A^{m7} D^m D^{aug} C G/B G^m/B⁺

PC.
Synth
Gtr.
Bass
D. S.
Perc.

87

S1 learn how to see me, I said Free your mind and the rest will fol - low Be co - lor blind, don't be so shal - low be so shal - low Free your mind

S2 learn how to see me, I said Free your mind and the rest will fol - low Be co - lor blind, don't be so shal - low be so shal - low Free your mind

A see me, I said Free your mind and the rest will fol - low Be co - lor blind, don't be so shal - low be so shal - low Free your mind

T see me, I said Free your mind and the rest will fol - low Be co - lor blind, don't be so shal - low be so shal - low

B see me, I said Free your mind and the rest will fol - low Be co - lor blind, don't be so shal - low be so shal - low

Eb A^{m7}

PC.
Synth
Gtr. *Improvise Rock solo in repeats till end*
Bass
D. S.
Perc.



Spoken:
 Pretending about it.
 Like no heart?
 Here it go.
Rock, with attitude ♩ = 100

04 SSATB 4 extra staves

Free your mind

- En Vogue -

Thomas McElroy & Deniz Foster
 Theo Janssen
 Original key A minor

Intro

Backtrack MP3:
 We added 2 measures before "Free your mind"

Verse 1

Soprano 1: Free your mind

Soprano 2: Free your mind

Alto: Free your mind

Tenor: Free your mind

Bass: Free your mind

Body percussion: (stamp - clap - stamp - stamp - clap... continue optional)

Body percussion: (stamp - clap - stamp - stamp - clap... continue optional)

Piano Combo: Harmonical system

Synthesizer: Harmonical system

Guitar: distortion

Bass Guitar

Drum Set: Drumsampler

Perkussion: Drumsampler, Gongbell, Snare, Shaker

1 I wear tight clo-thing high heeled shoes It doe- sn't mean that I'm a pros-ti-tute, no no no I like rap mu- sic

2

3

4

A m7



Pre Chorus

S1 *Ooh* _____ *Ah* _____

S2 *race or co - lor* *It doe - sn't mean I don't like my strong black bro - thers* *Dah dah _____ dah dah _____ dah dah _____ dah dah _____* *Dah dah _____ dah dah _____*

A *Ooh* _____ *Ah* _____

T *Dah dah _____ dah dah _____ dah dah _____ dah dah _____* *Why oh why must it be _____ this way* *Dah dah _____ dah dah _____*

B *Ooh* _____ *Why oh why must it be _____ this way* *Ah* _____

1 _____

2 _____

3 _____

4 _____

PC. *Dm C G/B Gm/Bb Am7 Dm C*

Synth _____

Gtr _____

Bass _____

D.S. _____

Perc. _____

36

S1 buy things with cash _____ no _____ Be - cause you real - ly think the price is high for me I _____ can't look kn

S2 _____ no _____ So why dis - pute me and waist my time - _____ for me I _____ can't look kn

A That real - ly does - n't mean that all my cred - it's bad for me I _____ can't look kn

T That real - ly does - n't mean that all my cred - it's bad Be - cause you real - ly think the price is high for me

B that all my cred - it's bad for me

1
2
3
4

P.C.
Synth
Gtr.
Bass
D.S.
Perc.

Free your mind 7
04 SSATB 4 extra staves

Chorus 2

52

S1 _____ Ah _____ Be - fore you can read me you got - ta learn how to see me, I said Free your mind and the

S2 _____ dah dah _____ dah dah _____ Dah dah _____ dah dah _____ dah dah _____ you got - ta learn how to see me, I said Free your mind and the

A _____ Ah _____ I said Free your mind and the

T _____ dah dah _____ dah dah _____ Why oh why must it be _____ this way _____ Dah dah _____ dah dah _____ dah dah _____ Free your mind and the

B _____ Why oh why must it be _____ this way _____ Ah _____ Free your mind and the

1 _____

2 _____

3 _____

4 _____

G/B G^m/B^b A^m7 D^m C G/B G^m/B^b A^m7

PC. _____

Synth _____

Gtr. _____

Bass _____

D. S. _____

Perc. _____

68

S1 OWI Free your mind Free your mind Why oh Why must it be— this way Free your mind Free your mind Free your mind Free your mind

S2 OWI Free your mind Free your mind Why oh Why must it be— this way Free your mind Free your mind Free your mind Free your mind

A OWI Free your mind Free your mind your mind free Why must it be this way— Free your mind Free your mind Free your mind Free your mind

T OWI Free your mind Free your mind your mind free Why must it be this way— Free your mind Free your mind Free your mind Free your mind

B Free your mind Free your mind Free your mind Free your mind Free your mind Free your mind Free your mind Free your mind

1

2

3

4

P.C.

Synth

Gtr.

Bass

D. S.

Perc.

Free your mind 11
04 SSATB 4 extra staves

85

S1 Be - fore you can read me you got - ta learn how to see me. I said Free your mind and the rest will fol - low Be co - lor blind. don't be so shall - low be so shall - low Free your mind

S2 you got - ta learn how to see me. I said Free your mind and the rest will fol - low Be co - lor blind. don't be so shall - low be so shall - low Free your mind

A read me see me. I said Free your mind and the rest will fol - low Be co - lor blind. don't be so shall - low be so shall - low Free your mind

T read me see me. I said Free your mind and the rest will fol - low Be co - lor blind. don't be so shall - low be so shall - low Free your mind

B read me see me. I said Free your mind and the rest will fol - low Be co - lor blind. don't be so shall - low be so shall - low

1

2

3

4

G/B G^m/B^b

A^m7

Synth

Impovise Rock solo in repeats till end

Gtr.

Bass

D. S.

Perc.

1, 2, 3 4



05 SSATB small Combo

Free your mind

- En Vogue -

Thomas McElroy & Denzil Foster
Theo Janssen
Original key A minor

Spoken:
Prejudice.
Wrote a song about it.
Like to hear it?
Here it go.

Rock, with attitude ♩ = 100

Intro

Backtrack MP3:
We added 2 measures before "Free your mind!"

Soprano 1
Free your mind!

Soprano 2
Free your mind!

Alto
Free your mind!

Tenor
Free your mind! Body percussion:
(stamp clap - stamp stamp - clap...continue optional)

Bass
Body percussion:
(stamp clap - stamp stamp - clap...continue optional)

Piano Combo

Guitar
distortion

Bass Guitar

Drum Set

Percussion
Drumcomputer Cowbell Snare Shaker

17

S1 It doe - sn't mean there's a - no - ther blood in my heir ___ yeah yeah

S2 I might date an - oth - er race or co - lor it doe - sn't mean I don't like my

A

T

B

P.C.

Gr.

Bass

D. S.

Perc.

Pre Chorus

22

S1 Ooh _____

S2 strong black bro - thers Dah dah ___ dah dah ___ dah dah ___ dah dah

A Ooh _____

T Dah dah ___ dah dah ___ dah dah ___ dah dah Why, oh why must it be ___ this way.

B Ooh _____ Why, oh why must it be ___ this way.

P.C. D^m C G/B G^m/B⁹ A^m7

Gr.

Bass

D. S.

Perc.

Free your mind 5
05 SSATB small Combo

37

S1 no _____ Be - cause you real - ly think the

S2 no _____ So why dis - pute me and waist my time

A real - ly does - n't mean that all my cred - it's bad

T real - ly does - n't mean that all my cred - it's bad Be - cause you real - ly think the

B that all my cred - it's bad

P.C.

Gtr.

Bass

D. S.

Perc.

42

S1 price is high for me I ___ can't look kh with - out be - ing watched no OW!

S2 for me I ___ can't look kh You rang my buy be - fore I made up my mind OW!

A for me I ___ can't look kh You rang my buy be - fore I made up my mind OW!

T price is high for me

B for me

P.C.

Gtr.

Bass

D. S.

Perc.

Free your mind 7
05 SSATB small Combo

Chorus 2

57

S1 fore you can read me you got - ta learn how to see me, I said Free your mind and the rest will fol - low Be co - lor blind, don't

S2 you got - ta learn how to see me, I said Free your mind and the rest will fol - low Be co - lor blind, don't

A I said Free your mind and the rest will fol - low Be co - lor blind, don't

T Free your mind and the rest will fol - low Be co - lor blind, don't

B Free your mind and the rest will fol - low Be co - lor blind, don't

PC. A^{m7}

Gtr.

Bass

D. S.

Perc.

Bridge

62 1. 2. 3. 4.

S1 be so shal - low be so shal - low Free your mind Why, must it

S2 be so shal - low be so shal - low Free your mind Why, must it

A be so shal - low be so shal - low Free your mind Free your mind free

T be so shal - low be so shal - low Free your mind free

B be so shal - low be so shal - low Free your mind free

PC.

Gtr.

Bass

D. S.

Perc.

Pre Chorus

78

S1 Free your mind Ooh

S2 Free your mind Dah dah dah dah dah dah

A Free your mind Ooh

T Free your mind Dah dah dah dah dah dah Why, oh why must it

B Free your mind Ooh Why, oh why must it

P.C. D^m C G/B G^m/B^b A^{m7}

Gtr.

Bass

D. S.

Perc.

83

S1 Be - fore you can read me you got - ta learn how to see me, I said

S2 you got - ta learn how to see me, I said

A read me see me, I said

T be__ this way. read me see me, I said

B be__ this way. read me see me, I said

P.C. D^m D^{aug} C G/B G^m/B^b

Gtr.

Bass

D. S.

Perc.



Spoken:
 Prejudice:
 Write a song about it:
 Like to hear it?
 Here it go:
Rock, with attitude ♩ = 100

06 SSATB small Combo extra staves

Free your mind

- En Vogue -

Thomas McElroy & Deniz Foster
 Theo Janssen
 Original key A minor

Intro
 Backtrack MP3:
 We added 2 measures before "Free your mind!"

Soprano 1: Free your mind!
 Soprano 2: Free your mind!
 Alto: Free your mind!
 Tenor: Free your mind!
 Bass: Free your mind!

Body percussion:
 (stamp clap - stamp stamp - clap...continue optional)
Body percussion:
 (stamp clap - stamp stamp - clap...continue optional)

Verse 1
 I wear tight clo-thing, high heeled shoes—

Instrumentation:
 Piano Combo, Guitar (disortion), Bass Guitar, Drum Set (Drumcomputer, Cowbell, Snare, Sticks), Percussion

Am7

sm.



Free your mind 3
06 SSATB small Combo extra staves

17

S1 It doe - sn't mean there'sa - no - ther blood in my hair — Yeah yeah

S2 I might date an - oth - er race or co - lor It doe - sn't mean I don't like my strong black bro - thers

A Dah dah ___ dah dah ___ dah dah ___ dah dah

T Dah dah ___ dah dah ___ dah dah ___ dah dah

B Ooh _____

Ooh _____

1

2

P.C. D^m C G/B G^m/B^b

Gtr.

Bass

D. S.

Perc.

Verse 2

33

S1 co - lor blind, don't be so shal - low So I'm a sis - tah — buy things with cash — Be -

S2 co - lor blind, don't be so shal - low So I'm a sis - tah — no — So why dis - pute me and waist my time

A co - lor blind, don't be so shal - low So I'm a sis - tah — That real - ly does - n't mean that all my cred - it's bad

T co - lor blind, don't be so shal - low That real - ly does - n't mean that all my cred - it's bad Be -

B co - lor blind, don't be so shal - low that all my cred - it's bad

1

2

A m7

P.C.

Gtr.

Bass

D. S.

Perc.

Pre Chorus

49

S1 I can't change your mind you can't change my co - lor Ooh _____ Ah _____ Be -

S2 you can't change my co - lor Dah dah _____ dah dah _____ dah dah _____

A you can't change my co - lor Ooh _____ Ah _____

T you can't change my co - lor Dah dah _____ dah dah _____ dah dah _____

B you can't change my co - lor Ooh _____ why, oh why must it be _____ this way Dah dah _____ dah dah _____ dah dah _____

1

2

P.C. D^m C G/B G^m/B^b A^m7 D^m C G/B G^m/B^b

Gtr.

Bass

D. S.

Perc.

Free your mind 9
06 SSATB small Combo extra staves

65

S1 Why must it be — this way. OWI Free your mind Free your mind Why oh why must it be — this way Free your mind

S2 Why must it be — this way. OWI Free your mind Free your mind Why oh why must it be — this way Free your mind

A Free your mind free OWI Free your mind Free your mind Free your mind Why oh why must it be — this way Free your mind

T Free your mind free Free your mind Free your mind Free your mind Why oh why must it be — this way Free your mind

B Free your mind free Free your mind Free your mind Free your mind Why oh why must it be — this way Free your mind

1

2

P.C.

Gtr.

Bass

D. S.

Perc.

Free your mind 11
06 SSATB small Combo extra staves

82

S1

S2

A

T

B

1

2

P.C.

Gtr.

Bass

D. S.

Perc.

A m7

D m

D, aug

C

G/B

G m/Bb

Why, oh why must it be — this way

read me

see me, I said

Be - fore you can read me you got - ta learn how to see me, I said

you got - ta learn how to see me, I said

read me

see me, I said

read me

see me, I said



Free your mind

- En Vogue -

Thomas McElroy & Denzil Foster
Theo Janssen
Original key A minor

Spoken:
Prejudice.
Wrote a song about it.
Like to hear it?
Here it go.

Rock, with attitude ♩ = 100

Intro

Backtrack MP3:
We added 2 measures before "Free your mind!"

Verse 1

Soprano 1
Free your mind!

Soprano 2
Free your mind! I wear tight clo-thing, high heeled shoes

Alto
Free your mind!

Tenor
Free your mind! *Body percussion: (stamp clap - stamp stamp - clap....continue optional)*

Bass
Free your mind! *Body percussion: (stamp clap - stamp stamp - clap....continue optional)*

Piano Solo Advanced
sim. A^{m7}

© www.ChorusOnline.com / 0031 (0) 6 - 41 57 77 56



Free your mind 3
07 SSATB Piano Solo Advanced

Pre Chorus

19

S1 _____ Ooh _____

S2 I might date an-oth-er race or co-lor it doe-sn't mean I don't like my strong black bro-thers Dah dah _____ dah dah _____

A _____ Ooh _____

T _____ Dah dah dah dah

B _____ Ooh _____

P.S.A. _____ D^m C

24

S1 _____ Ah _____ Be -

S2 _____ dah dah _____ dah dah Dah dah _____ dah dah _____ dah dah _____ dah dah

A _____ Ah _____

T _____ dah dah dah dah Why, oh why must it be_ this way. Dah dah dah dah _____ dah dah dah dah

B _____ Why, oh why must it be this way. Ah _____

P.S.A. G/B G^m/B^b A^m7 D^m C G/B G^m/B^b

39

S1

Be-cause you real-ly think the price is high for me I ___ can't look kh with-out be-ing watched no

S2

So why dis-pute me and waist my time for me I ___ can't look kh

A

for me I ___ can't look kh

T

Be-cause you real-ly think the price is high for me

B

for me

P.S.A.

45

S1

OW! I can't change your mind

S2

You rang my buy be-fore I made up my mind OW! why e-ven bo-ther

A

You rang my buy be-fore I made up my mind OW! Oh now at-ti-tude dh

T

Oh now at-ti-tude dh

B

Oh now at-ti-tude dh

P.S.A.

Bridge

60

1, 2, 3. 4.

S1 rest will fol-low Be co-lor blind, don't be so shal-low be so shal-low Free your mind

S2 rest will fol-low Be co-lor blind, don't be so shal-low be so shal-low Free your mind

A rest will fol-low Be co-lor blind, don't be so shal-low be so shal-low Free your mind Free your

T rest will fol-low Be co-lor blind, don't be so shal-low be so shal-low Free your

B rest will fol-low Be co-lor blind, don't be so shal-low be so shal-low Free your

P.S.A.

66

S1 Why, must it be this way. OW! Free your mind Free your mind Why, oh Why, must it be this way.

S2 Why, must it be this way. OW! Free your mind Free your mind Why, oh Why, must it be this way.

A mind free OW! Free your mind Free your mind your mind free Why must it be this way.

T mind free Free your mind Free your mind free Why must it be this way.

B mind free Free your mind Free your mind free Why must it be this way.

P.S.A.

83

S1 Be - fore you can read me you got - ta learn how to see me, I said

S2 you got - ta learn how to see me, I said

A read me see me, I said

T be _ this way, read me see me, I said

B be this way, read me see me, I said

P.S.A. D^m $D^{\flat aug}$ C G/B G^m/B^{\flat}

88

S1 Free your mind and the rest will fol - low Be co - lor blind, don't be so shal - low be so shal - low Free your mind

S2 Free your mind and the rest will fol - low Be co - lor blind, don't be so shal - low be so shal - low Free your mind

A Free your mind and the rest will fol - low Be co - lor blind, don't be so shal - low be so shal - low Free your mind

T Free your mind and the rest will fol - low Be co - lor blind, don't be so shal - low be so shal - low

B Free your mind and the rest will fol - low Be co - lor blind, don't be so shal - low be so shal - low

P.S.A. A^m7

1, 2, 3. 4.



Free your mind

- En Vogue -

Thomas McElroy & Denzil Foster
Theo Janssen
Original key A minor

Spoken:
Prejudice.
Wrote a song about it.
Like to hear it?
Here it go.

Rock, with attitude ♩ = 100

Intro

Backtrack MP3:
We added 2 measures before "Free your mind!"

Verse 1

Soprano 1
Free your mind!

Soprano 2
Free your mind! I wear tight clo-thing, high heeled shoes

Alto
Free your mind!

Tenor
Free your mind! Body percussion:
(stamp clap - stamp stamp - clap...continue optional)

Bass
Free your mind! Body percussion:
(stamp clap - stamp stamp - clap...continue optional)

Piano Solo Intermediate
A^{m7} sim.

Free your mind 3
08 SSATB Piano Solo Intermediate

Pre Chorus

19

S1 _____ Ooh _____

S2 I might date an-oth-er race or co-lor it doe-sn't mean I don't like my strong black bro-thers Dah dah _____ dah dah _____

A _____ Ooh _____

T _____ Dah dah dah dah

B _____ Ooh _____

P.S.I. _____ D^m C

24

S1 _____ Ah _____ Be -

S2 _____ dah dah _____ dah dah _____ Dah dah _____ dah dah _____ dah dah _____ dah dah _____

A _____ Ah _____

T _____ dah dah dah dah Why, oh why must it be this way. Dah dah dah dah _____ dah dah _____ dah dah _____

B _____ Why, oh why must it be this way. Ah _____

P.S.I. G/B G^m/B^b A^{m7} D^m C G/B G^m/B^b

39

S1 Be - cause you real - ly think the price is high for me I ___ can't look kh with - out be - ing watche do

S2 So why dis - pute me and waist my time for me I ___ can't look kh

A for me I ___ can't look kh

T Be - cause you real - ly think the price is high for me

B for me

P.S.I.

45

S1 OW! I can't change your mind

S2 You rang my buy be - fore I made up my mind OW! why e - ven bo - ther

A You rang my buy be - fore I made up my mind OW! Oh now at - ti - tude dh

T Oh now at - ti - tude dh

B Oh now at - ti - tude dh

P.S.I.

Bridge

60

1, 2, 3. 4.

S1
rest will fol - low Be co - lor blind, don't be so shal - low be so shal - low Free your mind

S2
rest will fol - low Be co - lor blind, don't be so shal - low be so shal - low Free your mind

A
rest will fol - low Be co - lor blind, don't be so shal - low be so shal - low Free your mind Free your

T
rest will fol - low Be co - lor blind, don't be so shal - low be so shal - low Free your

B
rest will fol - low Be co - lor blind, don't be so shal - low be so shal - low Free your

P.S.I.

66

S1
Why, must it be — this way. OW! Free your mind Free your mind

S2
Why, must it be — this way. OW! Free your mind Free your mind

A
mind free OW! Free your mind Free your mind your

T
mind free Free your mind Free your

B
mind free Free your mind Free your

P.S.I.

82

S1 Be - fore you can read me you got - ta learn how to see me, I said

S2 you got - ta learn how to see me, I said

A read me see me, I said

T Why, oh why must it be this way. read me see me, I said

B Why, oh why must it be this way. read me see me, I said

P.S.I. A^{m7} $D^m D^{\flat aug}$ C $G/B G^m/B^{\flat}$

88

S1 Free your mind and the rest will fol - low Be co - lor blind, don't be so shal - low be so shal - low Free your mind

S2 Free your mind and the rest will fol - low Be co - lor blind, don't be so shal - low be so shal - low Free your mind

A Free your mind and the rest will fol - low Be co - lor blind, don't be so shal - low be so shal - low Free your mind

T Free your mind and the rest will fol - low Be co - lor blind, don't be so shal - low be so shal - low

B Free your mind and the rest will fol - low Be co - lor blind, don't be so shal - low be so shal - low

P.S.I. A^{m7}

1, 2, 3. 4.



09 SSATB

Free your mind

- En Vogue -

Thomas McElroy & Denzil Foster
Theo Janssen
Original key A minor

Spoken:
Prejudice.
Wrote a song about it.
Like to hear it?
Here it go.

Intro **Rock, with attitude** ♩ = 100

Backtrack MP3:
We added 2 measures before "Free your mind!"

Verse 1

Musical score for Soprano 1, Soprano 2, Alto, Tenor, and Bass. The score is in 4/4 time and includes lyrics and musical notation. A large 'DEMO' watermark is overlaid on the page.

Soprano 1
Free your mind!

Soprano 2
Free your mind! I wear tight clo-thing, high heeled shoes

Alto
Free your mind!

Tenor
Body percussion:
(stamp clap - stamp stamp - clap....continue optional)

Bass
Body percussion:
(stamp clap - stamp stamp - clap....continue optional)

© www.ChorusOnline.com / 0031 (0) 6 - 41 57 77 56

17

S1
It doe - sn't mean there's a - no - ther blood in my heir _ yeah yeah

S2
I might date an - oth - er race or co - lor it

A

T

B

Pre Chorus

21

S1
Ooh _____

S2
doe - sn't mean I don't like my strong black bro - thers Dah dah _____ dah dah _____ dah dah _____ dah dah

A
Ooh _____

T
Dah dah dah dah _____ dah dah dah dah

B
Ooh _____

Verse 2

33

S1
co - lor blind, don't be so shal - low So I'm a sis - tah__ buy things with cash__

S2
co - lor blind, don't be so shal - low So I'm a sis - tah__

A
co - lor blind, don't be so shal - low So I'm a sis - tah__ That

T
8
co - lor blind, don't be so shal - low That

B
co - lor blind, don't be so shal - low

37

S1
no__ Be -

S2
no__ So why dis - pute me and waist my time

A
real - ly does - n't mean that all my cred - it's bad

T
8
real - ly does - n't mean that all my cred - it's bad Be -

B
that all my cred - it's bad

Pre Chorus

49

S1 I can't change your mind you can't change my co - lor Ooh _____

S2 you can't change my co - lor Dah dah _____ dah dah _____ dah dah _____ dah dah

A you can't change my co - lor Ooh _____

T you can't change my co - lor Dah dah dah dah _____ dah dah dah dah

B you can't change my co - lor Ooh _____

53

S1 Ah _____ Be -

S2 Dah dah _____ dah dah _____ dah dah _____ dah dah

A Ah _____

T Why, oh why must it be_ this way. Dah dah_ dah dah_ dah dah_ dah dah

B Why, oh why must it be_ this way. Ah _____

67

S1
be this way. OW! Free your mind Free your mind Why, oh Why, must it be this way.

S2
be this way. OW! Free your mind Free your mind Why, oh Why, must it be this way.

A
OW! Free your mind Free your mind your mind free Why must it be this way.

T
Free your mind Free your mind free Why must it be this way.

B
Free your mind Free your mind free Why must it be this way.

72

S1
Free your mind Free your mind Free your mind Free your mind

S2
Free your mind Free your mind Free your mind Free your mind

A
Free your mind Free your mind Free your mind Free your mind Free your mind

T
Free your mind Free your mind Free your mind Free your mind Free your mind

B
Free your mind Free your mind Free your mind Free your mind Free your mind

87

S1 learn how to see me, I said Free your mind and the rest will fol - low Be

S2 learn how to see me, I said Free your mind and the rest will fol - low Be

A see me, I said Free your mind and the rest will fol - low Be

T see me, I said Free your mind and the rest will fol - low Be

B see me, I said Free your mind and the rest will fol - low Be

90

S1 co - lor blind, don't be so shal - low be so shal - low Free your mind

S2 co - lor blind, don't be so shal - low be so shal - low Free your mind

A co - lor blind, don't be so shal - low be so shal - low Free your mind

T co - lor blind, don't be so shal - low be so shal - low

B co - lor blind, don't be so shal - low be so shal - low

1, 2, 3. 4.



11 Bb Instrument

Free your mind

- En Vogue -

Thomas McElroy & Denzil Foster

Theo Janssen

Original key A minor

Rock, with attitude ♩ = 100

Intro

Verse 1

Musical notation for the Intro and Verse 1. The Intro consists of a single measure with a half note G4. Verse 1 starts with a 4-measure rest, followed by an 8-measure rest, a quarter note G4 with an accent, a 3-measure rest, and another quarter note G4 with an accent.

Pre Chorus

Musical notation for the Pre Chorus. It begins with a 3-measure rest, followed by a 7-measure melodic line starting on G4 and moving up stepwise to D5. This is followed by a 2-measure rest and another 7-measure melodic line starting on G4 and moving up stepwise to D5.

Chorus 1

Musical notation for Chorus 1. It features a melodic line starting on G4, moving up stepwise to D5, then down to G4, and finally to E4. The first two measures are repeated with a first ending bracket.

Verse 2

Musical notation for Verse 2. It starts with an 8-measure rest, followed by a quarter note G4 with an accent, a 3-measure rest, a quarter note G4, and another 3-measure rest.

Pre Chorus

Musical notation for the Pre Chorus. It begins with a 2-measure rest, followed by a 7-measure melodic line starting on G4 and moving up stepwise to D5. This is followed by another 2-measure rest and a 7-measure melodic line starting on G4 and moving up stepwise to D5.

Chorus 2

Musical notation for Chorus 2. It features a melodic line starting on G4, moving up stepwise to D5, then down to G4, and finally to E4. The first two measures are repeated with a first ending bracket. The first ending has three measures (1, 2, 3) and the second ending has one measure (4).

Bridge

Musical notation for the Bridge. It starts with an 8-measure rest, followed by a 4-measure rest, a quarter note G4 with an accent, and a 4-measure melodic line starting on G4 and moving up stepwise to D5.

Pre Chorus

Musical notation for the Pre Chorus. It begins with a 2-measure rest, followed by a 7-measure melodic line starting on G4 and moving up stepwise to D5. This is followed by a 2-measure rest and a 7-measure melodic line starting on G4 and moving up stepwise to D5. The final measure is marked 'legato'.

Musical notation for Chorus 2. It features a melodic line starting on G4, moving up stepwise to D5, then down to G4, and finally to E4. The first two measures are repeated with a first ending bracket. The first ending has three measures (1, 2, 3) and the second ending has one measure (4).



12 Eb Instrument

Free your mind

- En Vogue -

Thomas McElroy & Denzil Foster
Theo Janssen
Original key A minor

Rock, with attitude ♩ = 100

Intro

Verse 1

Musical notation for the Intro and Verse 1. The Intro consists of a whole note chord in A minor. Verse 1 starts with a 4-measure rest, followed by an 8-measure rest, then a quarter note with an accent (>), a 3-measure rest, another quarter note with an accent (>), and a final 3-measure rest.

Pre Chorus

Musical notation for the Pre Chorus, starting at measure 23. It features a melodic line with a tenuto marking and a 2-measure rest.

Chorus 1

Musical notation for Chorus 1, starting at measure 29. It features a melodic line with a tenuto marking and a 2-measure rest.

Verse 2

Pre Chorus

Musical notation for Verse 2 and Pre Chorus, starting at measure 35. Verse 2 includes an 8-measure rest, a quarter note with an accent (>), a 3-measure rest, and another quarter note with an accent (>). The Pre Chorus follows with a tenuto marking.

Chorus 2

Musical notation for Chorus 2, starting at measure 53. It features a melodic line with a tenuto marking and a 2-measure rest.

Bridge

Musical notation for the Bridge, starting at measure 60. It includes first and second endings with fingerings 1, 2, 3 and 4, followed by an 8-measure rest and a 4-measure rest.

Pre Chorus

Musical notation for the Pre Chorus, starting at measure 76. It features a melodic line with a tenuto marking.

legato

Musical notation for the Legato section, starting at measure 82. It features a melodic line with a tenuto marking and a 2-measure rest.

Musical notation for the final section, starting at measure 89. It includes first and second endings with fingerings 1, 2, 3 and 4.



13 Piano Combo

Free your mind

- En Vogue -

Thomas McElroy & Denzil Foster
Theo Janssen
Original key A minor

Rock, with attitude ♩ = 100

Intro

Verse 1
A^{m7}

sim.

11

17

Pre Chorus

D^m C G/B G^m/B^b A^{m7}

D^m C G/B G^m/B^b

23

© www.ChorusOnline.com / 0031 (0) 6 - 41 57 77 56

Chorus 2
A^{m7}

57




Bridge

62

1, 2, 3. 4.

8 4

8 4



Pre Chorus


77

D^m C G/B G^m/B^b A^{m7}



83

D^m D^baug C G/B G^m/B^b A^{m7}



89

1, 2, 3. 4.



Free your mind

- En Vogue -

Thomas McElroy & Denzil Foster
Theo Janssen
Original key A minor

Rock, with attitude ♩ = 100

Intro

Verse 1
A^{m7}

sim.

Musical notation for the Intro and Verse 1. The Intro consists of two measures with a whole note chord of A5 in both hands. Verse 1 begins with a piano dynamic marking (*sim.*) and features a rhythmic pattern of eighth notes in the right hand and a bass line of eighth notes in the left hand, all in the key of A minor.

12

Musical notation for measures 12-17. The right hand continues with eighth-note patterns, while the left hand maintains a steady eighth-note bass line.

18

Musical notation for measures 18-22. The piece continues with the established eighth-note rhythmic pattern in both hands.

Pre Chorus

D^m C G/B G^m/B^b A^{m7} D^m C

23

Musical notation for the Pre Chorus, corresponding to the chord progression: D^m C G/B G^m/B^b A^{m7} D^m C. The notation shows the chord voicings in the right hand and the eighth-note bass line in the left hand.

Chorus 2

59 A^{m7} 1, 2, 3.

Bridge

63 4. 8 8

Pre Chorus

76 D^m C G/B G^m/B^b A^{m7}

83 D^m D^b_{aug} C G/B G^m/B^b A^{m7}

89 1, 2, 3. 4.



15 Piano Solo Intermediate

Free your mind

- En Vogue -

Thomas McElroy & Denzil Foster
Theo Janssen
Original key A minor

Rock, with attitude ♩ = 100

Intro

Verse 1
A^{m7}

sim.

11

17

Pre Chorus

D^m C G/B G^m/B^b A^{m7}

D^m C G/B G^m/B^b

23

Chorus 2

59 A^{m7}

1, 2, 3. 4.

Bridge

64 8

Pre Chorus

77 D^m C G/B G^m/B^b A^{m7}

83 D^m D^b_{aug} C G/B G^m/B^b A^{m7}

89 1, 2, 3. 4.



16 Synthesizer

Free your mind

- En Vogue -

Thomas McElroy & Denzil Foster
Theo Janssen
Original key A minor

Rock, with attitude ♩ = 100

Intro

Verse 1

Hammond Organ

Musical notation for the Intro and Verse 1. The Intro consists of two measures with a Hammond Organ part. The first measure has a whole note chord with a fermata, and the second measure has a whole note chord with a fermata. The Verse 1 starts at measure 5 and continues for six measures. The notation is in 4/4 time and A minor. The first measure of the verse has a whole note chord with a fermata. The following five measures feature a rhythmic pattern of eighth notes in the bass line and chords in the treble line. The word 'sim.' is written above the second measure of the verse.

11

Musical notation for measures 11-16. The notation is in 4/4 time and A minor. The first measure has a whole note chord with a fermata. The following five measures feature a rhythmic pattern of eighth notes in the bass line and chords in the treble line.

17

Musical notation for measures 17-22. The notation is in 4/4 time and A minor. The first measure has a whole note chord with a fermata. The following five measures feature a rhythmic pattern of eighth notes in the bass line and chords in the treble line.

Pre Chorus

23

Musical notation for the Pre Chorus, measures 23-28. The notation is in 4/4 time and A minor. The first measure has a whole note chord with a fermata. The following five measures feature a rhythmic pattern of eighth notes in the bass line and chords in the treble line.

Bridge

Musical score for the Bridge section, measures 61-76. The score is written for a 16-synthesizer instrument. It features a treble and bass clef. The melody in the treble clef consists of eighth notes with a sequence of accidentals (sharps and naturals). The bass clef accompaniment consists of eighth notes. There are first and second endings. The first ending is marked '1, 2, 3.' and the second ending is marked '4.'. A double bar line separates the first ending from the second. The number '12' is written above the staff in the final measure of the first ending and below the staff in the final measure of the second ending.

Pre Chorus

Musical score for the Pre Chorus section, measures 77-83. The score is written for a 16-synthesizer instrument. It features a treble and bass clef. The melody in the treble clef consists of quarter notes and eighth notes. The bass clef accompaniment consists of quarter notes and eighth notes. The key signature changes from one sharp to one flat.

Musical score for the Pre Chorus section, measures 84-89. The score is written for a 16-synthesizer instrument. It features a treble and bass clef. The melody in the treble clef consists of quarter notes and eighth notes. The bass clef accompaniment consists of quarter notes and eighth notes. The key signature changes from one flat to one sharp.

Musical score for the Pre Chorus section, measures 90-95. The score is written for a 16-synthesizer instrument. It features a treble and bass clef. The melody in the treble clef consists of eighth notes with a sequence of accidentals (sharps and naturals). The bass clef accompaniment consists of eighth notes. There are first and second endings. The first ending is marked '1, 2, 3.' and the second ending is marked '4.'. A double bar line separates the first ending from the second.

Free your mind

- En Vogue -

Thomas McElroy & Denzil Foster
Theo Janssen
Original key A minor

Rock, with attitude ♩ = 100

Intro

Verse 1

A^{m7}

distortion

sim.

11

Pre Chorus

D^m C

17

G/B G^m/B^b A^{m7} D^m C G/B G^m/B^b

24

Chorus 1

A^{m7}

29

Verse 2

A^{m7}

35

41



18 Bass Guitar

Free your mind

- En Vogue -

Thomas McElroy & Denzil Foster
Theo Janssen
Original key A minor

Rock, with attitude ♩ = 100

Intro

Verse 1

A^{m7}

5 *sim.*

11

17

Pre Chorus

D^m C G/B G^m/B^b A^{m7} D^m C

23

Chorus 1

G/B G^m/B^b A^{m7}

28

sim.

Verse 2

A^{m7}

33

38

Drumkit/Percussion

Hi-Hat closed
Hi-Hat open
Shareclick
Bassdrum (Kick)
Snaredrum
Hi-Hat Foot
High Tom
Mid Tom
Low Tom
Floor Tom
Ride Cymbal
Ride Bell/Cup
Crash Cymbal
Splash Cymbal
Triangle mute
Tambourine Beating
Triangle open

- Shaker (eggs)
- Claves
- High Timbale
- Sleigh Bells
- Bell Tree
- Maracas
- Wind Chimes

Cowbell
Handclap
Conga Cabasa
Guiro
Woodblock High
Woodblock Low
Timbale Low
Agogo High
Agogo Low



19 a Drum Set

Free your mind

- En Vogue -

Thomas McElroy & Denzil Foster
Theo Janssen
Original key A minor

Rock, with attitude ♩ = 100

Intro

Verse 1

Drum notation for 'Free your mind' in 4/4 time, featuring a rock groove with various patterns and rests. The notation is spread across seven staves, with measure numbers 8, 15, 21, 27, 32, and 38. The patterns include eighth and sixteenth notes, rests, and symbols for cymbals (asterisks) and snare drums (circles with an 'x').

Drumkit/Percussion

Hi-Hat closed
Hi-Hat open
High Tom
Mid Tom
Low Tom
Ride Cymbal
Crash Cymbal
Shareclick
Hi-Hat Foot
Floor Tom
Ride Bell/Cup
Splash Cymbal
Triangle mute
Bassdrum (Kick)
Snaredrum
Tambourine Beating
Triangle open

- Shaker (eggs)
- Claves
- High Timbale
- Sleigh Bells
- Bell Tree
- Maracas
- Wind Chimes

Handclap
Guro
Woodblock High
Timbale Low
Agogo High
Cowbell
Conga Cabasa
Woodblock Low
Agogo Low



19 b Percussion

Free your mind

- En Vogue -

Thomas McElroy & Denzil Foster
Theo Janssen
Original key A minor

Rock, with attitude ♩ = 100

Intro

Verse 1

Drumcomputer Cowbell Snare Shaker

8

Pre Chorus

23

Chorus 1

28

Verse 2

35

43

Pre Chorus

51

Free your mind

- En Vogue -

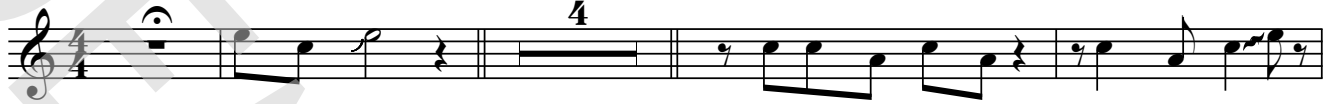


Thomas McElroy & Denzil Foster
 Theo Janssen
 Original key A minor

Rock, with attitude ♩ = 100

Intro Spoken: prejudice,
 wrote a song about it.
 Like to hear it? Here it go.

Verse 1
 A^{m7}



Free your mind!

I wear tight clo-thing, high heeled shoes



It doe - sn't mean that I'm a pros - ti - tute, nn no no I like rap mu - si - c wear hip hop clo - thes



That doe - sn't mean that I'm out sel - lin' dope, no no no Oh my for - give me for



ha - ving straight hair ____ no It doe - sn't mean there's a - no - ther blood in my hair __ yeah yeah



I might date an - oth - er race or co - lor it doe - sn't mean I don't like my strong black bro - thers

Pre Chorus

D^m C G/B G^m/B^b A^{m7}



Ooh. _____

Why, oh why must it be ____ this way.

55 D^m C G/B G^m/B^b

Ah. _____ Be-fore you can read me you got-ta learn how to see me, I said

Chorus 2

59 A^m7 1, 2, 3.

Free your mind and the rest will fol-low Be co-lor blind, don't be so shal-low

Bridge

63 4. 7

be so shal-low Free your mind

Pre Chorus

75 D^m C

Ooh. _____

81 G/B G^m/B^b A^m7 D^m D^b aug C G/B G^m/B^b

_____ Why, oh why must it be_ this way. Be-

86 A^m7

fore you can read me you got - ta learn how to see me, I said Free your mind and the

89 1, 2, 3. 4.

rest will fol-low Be co-lor blind, don't be so shal-low be so shal-low Free your mind



21 Lyrics

Free your mind

- En Vogue -

*Thomas McElroy & Denzil Foster
Theo Janssen
Original key A minor*

Intro

Spoken: Prejudice, wrote a song about it.
Like to hear it? Here it go.

Verse 1

I wear tight clothing, high heeled shoes
It doesn't mean that I'm a prostitute, no no
I like rap music, wear hip hop clothes
That doesn't mean that I'm out sellin' dope no no
Oh my forgive me for having straight hair, no
It doesn't mean there's another blood in my heir yeah yeah
I might date another race or color
It doesn't mean I don't like my strong black brothers.

Pre Chorus

Why oh why must it be this way?
Before you can read me you gotta learn how to see me, I said

Chorus 1

Free your mind and the rest will follow
Be color blind, don't be so shallow.
Free your mind and the rest will follow
Be color blind, don't be so shallow

Verse 2

So I'm a sistah. Buy things with cash
That really doesn't mean that all my credit's bad, oooh
So why dispute me and waste my time
Because you really think the price is high for me
I can't look without being watched, and oh
You rang my buy before I made up my mind, OW!
Oh now attitude, why even bother
I can't change your mind, you can't change my color

Pre Chorus

Chorus 2

Free your mind and the rest will follow
Be color blind, don't be so shallow...4x

Bridge

Free your mind!

Pre Chorus

Chorus 3

Free your mind and the rest will follow
Be color blind, don't be so shallow... 4x
FREE YOUR MIND!